



Nevada Off-Highway Vehicle User Survey

Survey Held from
June 4, 2018 – October 1, 2018



Nevada Department of
**CONSERVATION &
NATURAL RESOURCES**

1057

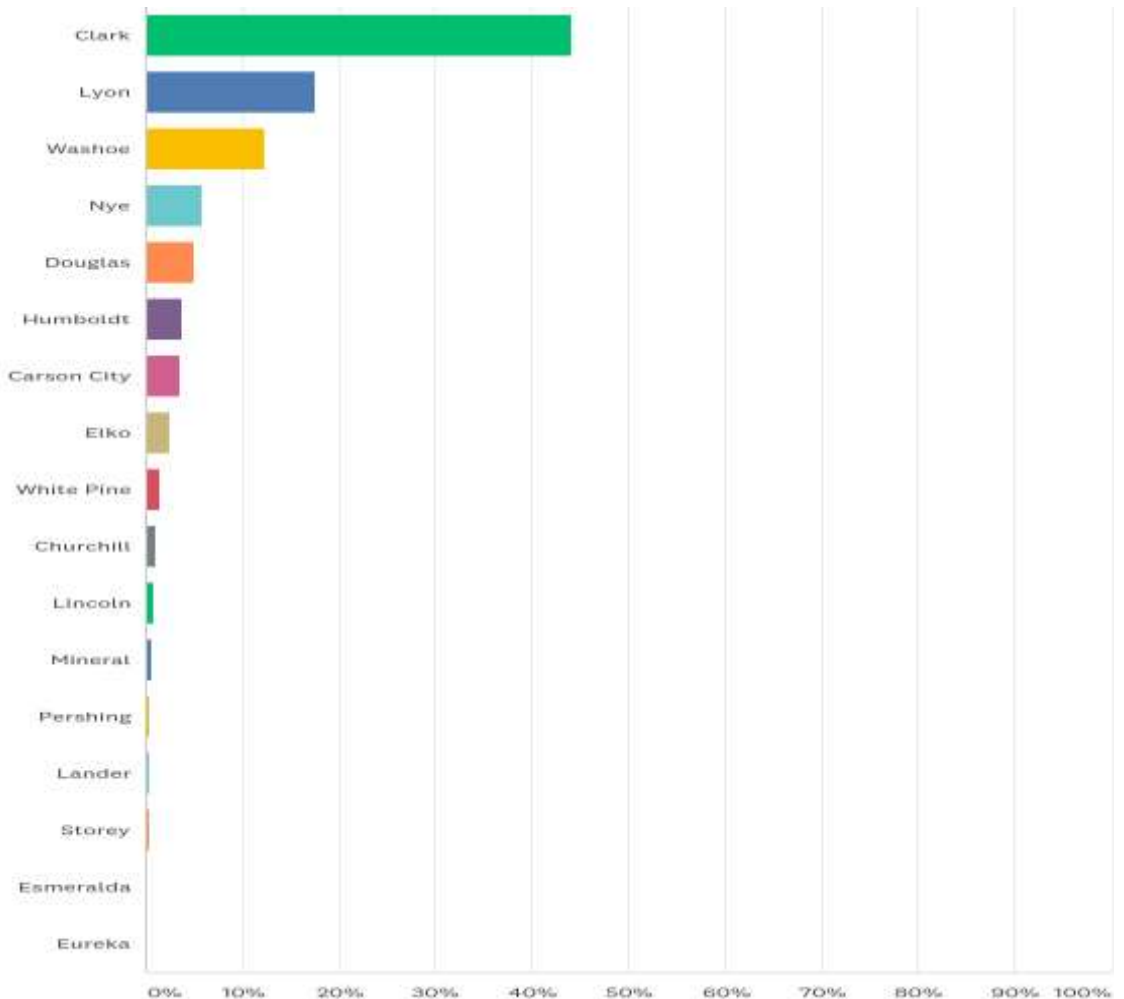
Total Responses

Date Created: Monday, June 04, 2018

Complete Responses: 804

Q1: In which county do you reside?

Answered: 1,035 Skipped: 22



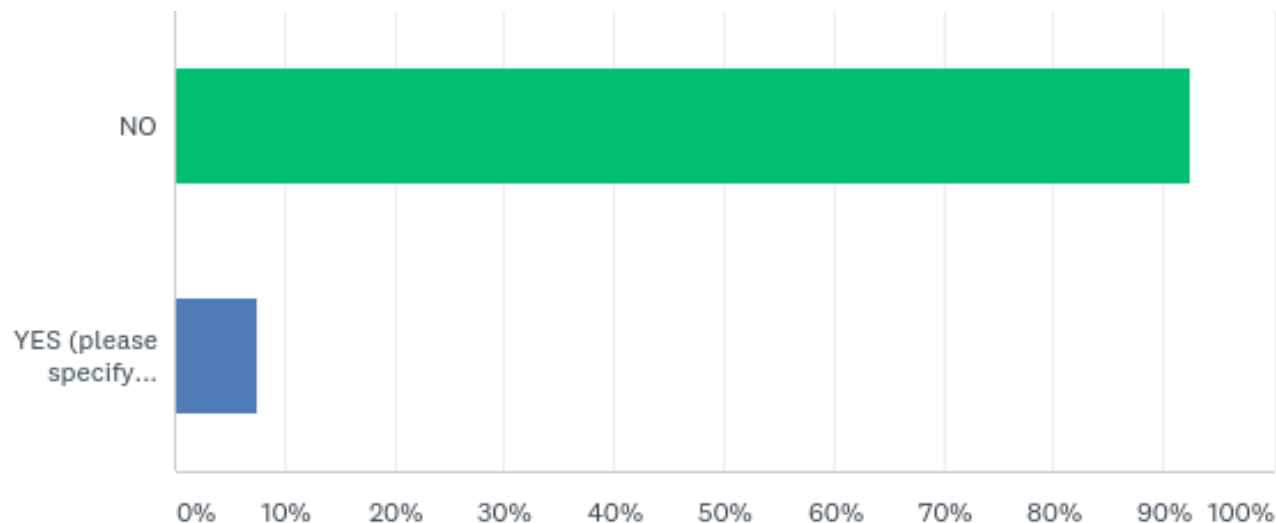
Q1: In which county do you reside?

Answered: 1,035 Skipped: 22

ANSWER CHOICES	RESPONSES	
Clark	44.15%	457
Lyon	17.58%	182
Washoe	12.27%	127
Nye	5.89%	61
Douglas	4.93%	51
Humboldt	3.67%	38
Carson City	3.57%	37
Elko	2.61%	27
White Pine	1.45%	15
Churchill	0.97%	10
Lincoln	0.87%	9
Mineral	0.58%	6
Pershing	0.48%	5
Lander	0.39%	4
Storey	0.39%	4
Esmeralda	0.10%	1
Eureka	0.10%	1
TOTAL	1,035	

Q2: Are you affiliated with a law enforcement agency? (If yes, specify jurisdiction)

Answered: 1,044 Skipped: 13



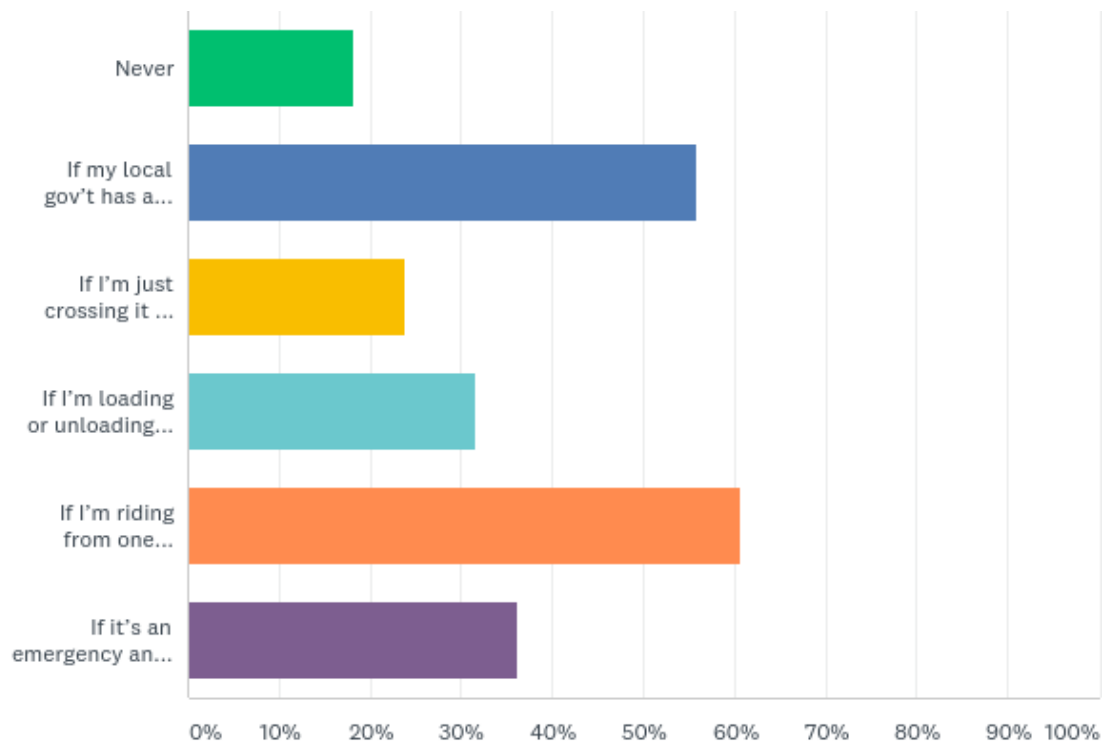
Q2: Are you affiliated with a law enforcement agency? (If yes, specify jurisdiction)

Answered: 1,044 Skipped: 13

ANSWER CHOICES	RESPONSES	
NO	92.53%	966
YES (please specify jurisdiction)	7.47%	78
TOTAL		1,044

Q3: In which cases do you believe you can lawfully ride your OHV on a paved highway? (Check all that apply).

Answered: 1,037 Skipped: 20



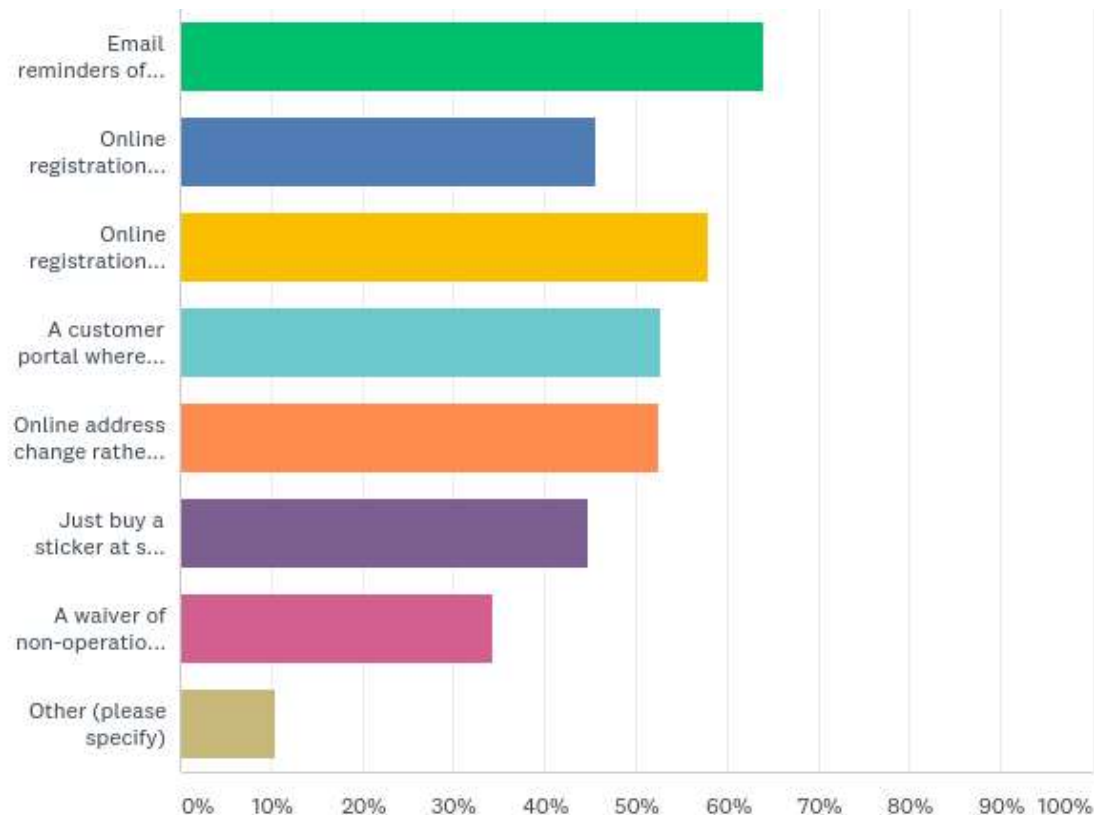
Q3: In which cases do you believe you can lawfully ride your OHV on a paved highway? (Check all that apply).

Answered: 1,037 Skipped: 20

ANSWER CHOICES	RESPONSES	
Never	18.13%	188
If my local gov't has a lawful resolution saying I can.	55.93%	580
If I'm just crossing it to get from my house to the grocery store or post office.	23.82%	247
If I'm loading or unloading and I stay as far off to the side as possible	31.53%	327
If I'm riding from one trailhead or riding area to another via a designated trail connector.	60.75%	630
If it's an emergency and for law enforcement	36.26%	376
Total Respondents: 1,037		

Q4: Which of the following would make the registration and renewal process easier and would you support? Check all that apply.

Answered: 1,023 Skipped: 34



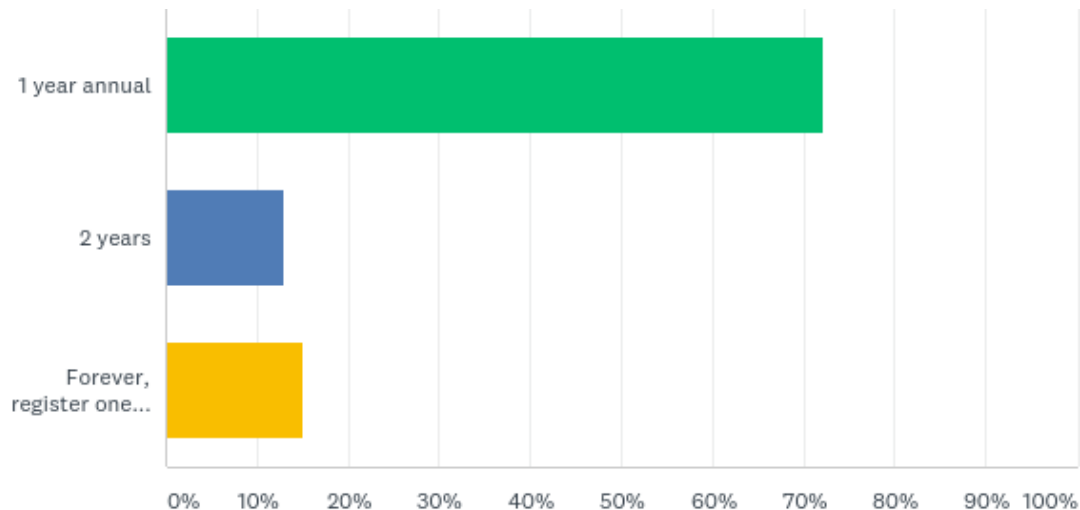
Q4: Which of the following would make the registration and renewal process easier and would you support? Check all that apply.

Answered: 1,023 Skipped: 34

ANSWER CHOICES	RESPONSES	
Email reminders of renewal deadlines.	63.93%	654
Online registration without having to get VIN inspection.	45.55%	466
Online registration without having to fill out paper form and mail in.	57.87%	592
A customer portal where you can see what you have and what's due.	52.69%	539
Online address change rather than mail in forms.	52.49%	537
Just buy a sticker at same place you buy fishing license every year.	44.67%	457
A waiver of non-operation for the OHV I haven't used this year or is inoperable.	34.31%	351
Other (please specify)	10.36%	106
Total Respondents: 1,023		

Q5: How many years do you believe your OHV registration is good for?

Answered: 1,032 Skipped: 25



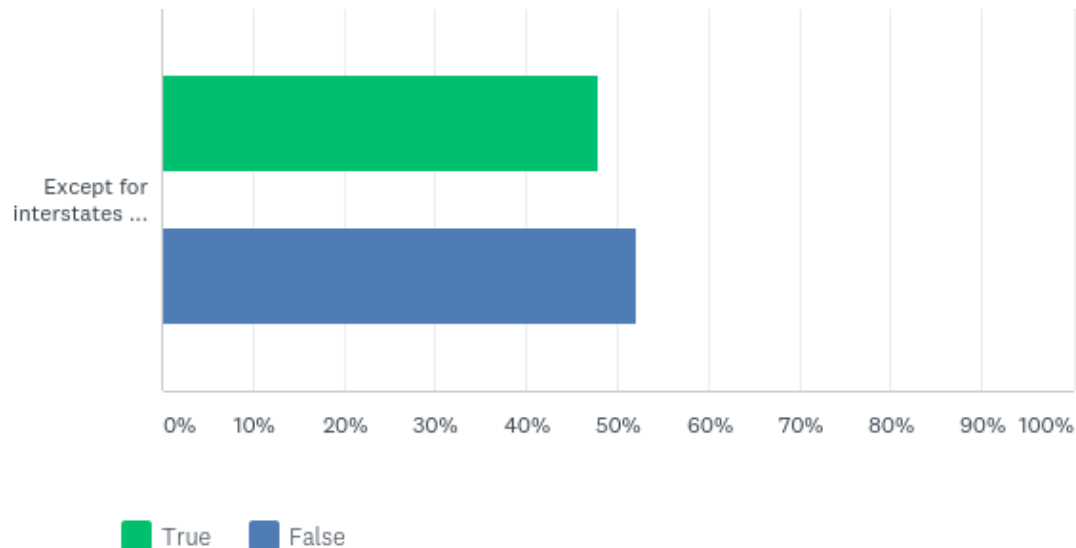
Q5: How many years do you believe your OHV registration is good for?

Answered: 1,032 Skipped: 25

ANSWER CHOICES	RESPONSES	
1 year annual	72.09%	744
2 years	12.89%	133
Forever, register one time	15.02%	155
TOTAL		1,032

Q6: True or False: Except for Interstates and paved highways, all roads are “Open unless designated closed” by County/City

Answered: 1,037 Skipped: 20



Q6: True or False: Except for Interstates and paved highways, all roads are “Open unless designated closed” by County/City

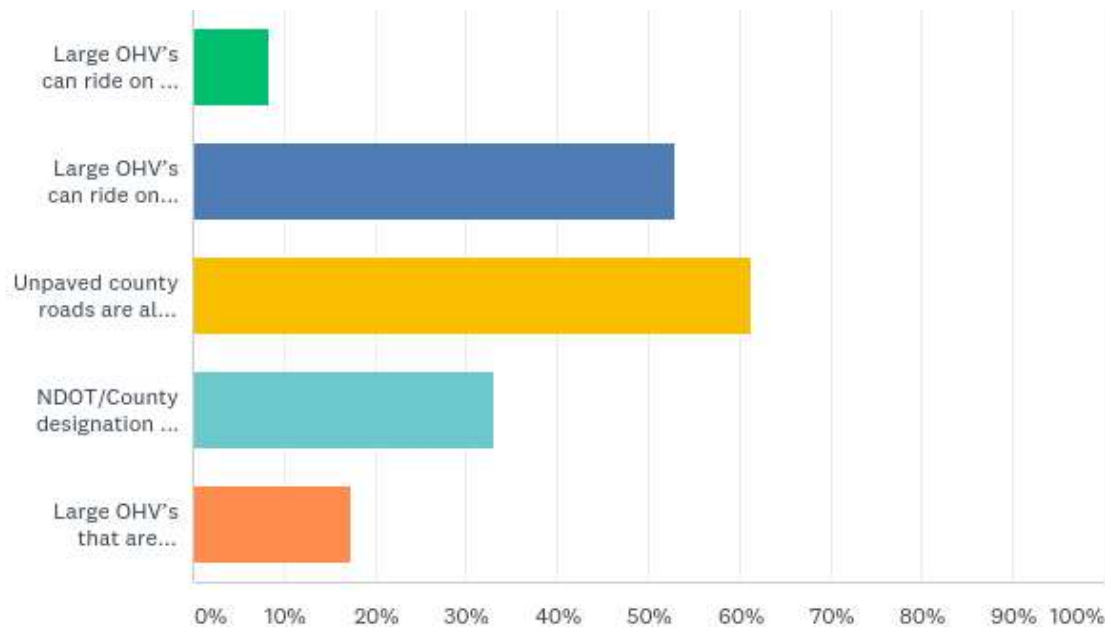
Answered: 1,037 Skipped: 20

	TRUE	FALSE	TOTAL
Except for interstates and paved highways: All roads are “open unless designated closed” by County/City	47.83% 496	52.17% 541	1,037

Q7: Large OHV's have a special registration sticker with stars. If you registered your large OHV, it had to have title and insurance. This question refers to large OHV's only.

Which of the below statements are TRUE?

Answered: 768 Skipped: 289



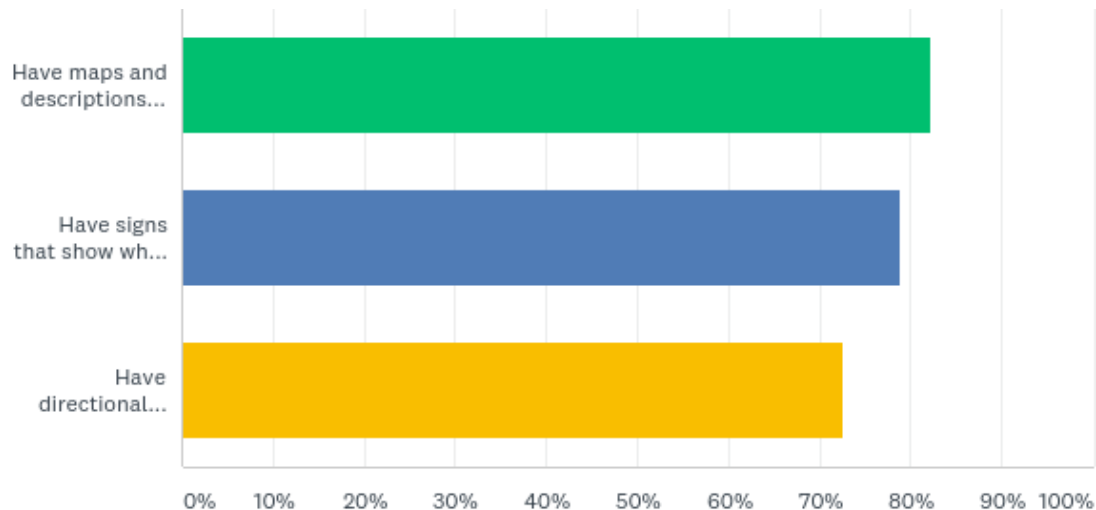
Q7: Large OHV's have a special registration sticker with stars. If you registered your large OHV, it had to have title and insurance. This question refers to large OHV's only. Which of the below statements are TRUE?

Answered: 768 Skipped: 289

ANSWER CHOICES	RESPONSES	
Large OHV's can ride on all paved highways and roads	8.33%	64
Large OHV's can ride on paved highways and roads that have been designated as open by the local city/town/county	52.86%	406
Unpaved county roads are all open for all types of OHV use unless the local municipality has designated them closed.	61.20%	470
NDOT/County designation of some roads place them in categories of "general" and "minor" county roads. These roads are always open to large ATV's.	33.07%	254
Large OHV's that are registered are all "street legal".	17.45%	134
Total Respondents: 768		

Q8: "OHV Friendly Communities" should (Check all that apply)

Answered: 862 Skipped: 195



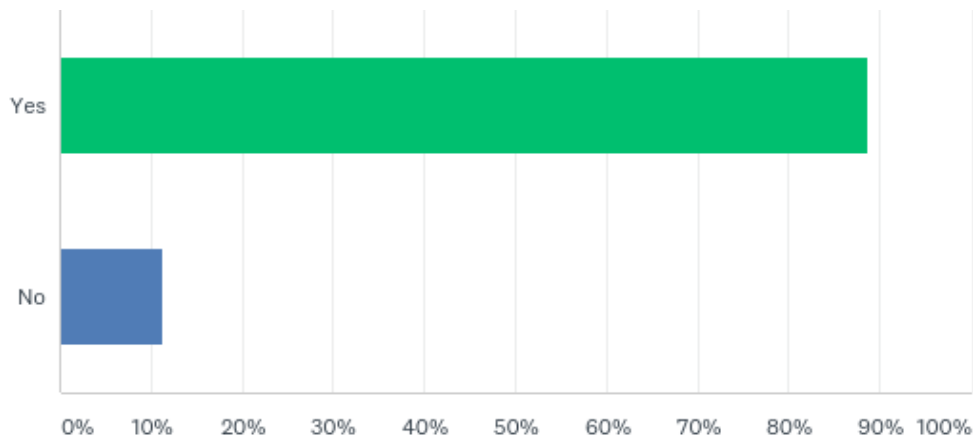
Q8: "OHV Friendly Communities" should (Check all that apply)

Answered: 862 Skipped: 195

ANSWER CHOICES	RESPONSES	
Have maps and descriptions for OHV use inside the city/town limits	82.25%	709
Have signs that show where OHV use is prohibited	78.77%	679
Have directional signs that show OHV routes in town	72.51%	625
Total Respondents: 862		

Q9: If Nevada's small communities wish to pass ordinances/resolutions defining the "areas and roads where OHV use is allowed," would you like your OHV registration dollars to help pay for the planning, mapping and signing of these "OHV Friendly Communities"?

Answered: 893 Skipped: 164



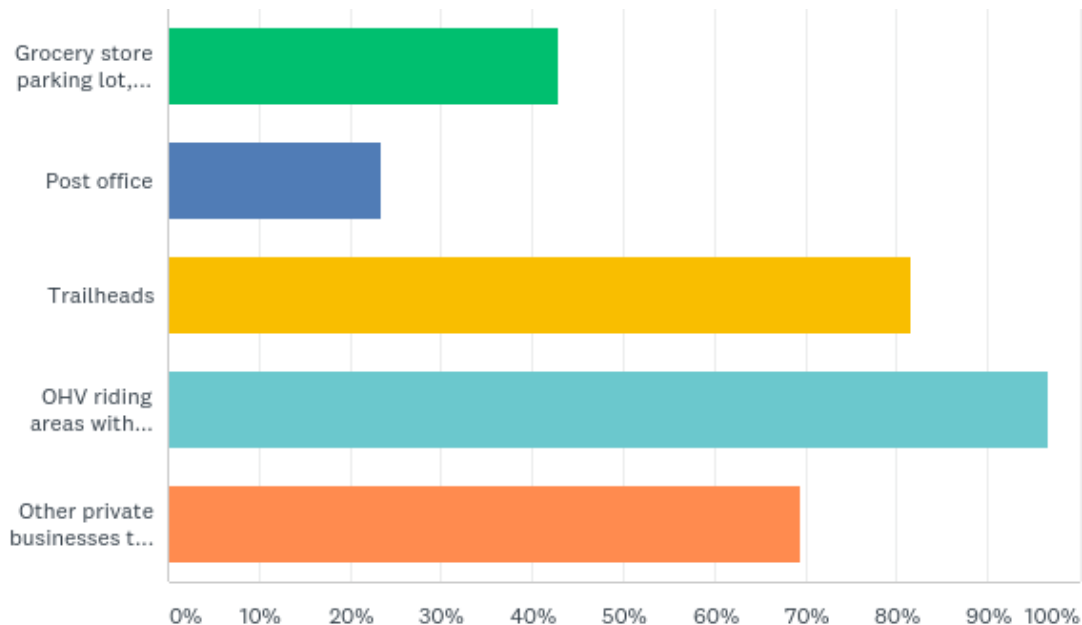
Q9: If Nevada’s small communities wish to pass ordinances/resolutions defining the “areas and roads where OHV use is allowed,” would you like your OHV registration dollars to help pay for the planning, mapping and signing of these "OHV Friendly Communities"?

Answered: 893 Skipped: 164

ANSWER CHOICES	RESPONSES	
Yes	88.69%	792
No	11.31%	101
TOTAL		893

Q10: What do you believe a “private or public area that is open for use by off-highway vehicles” includes? (Check all that apply)

Answered: 889 Skipped: 168



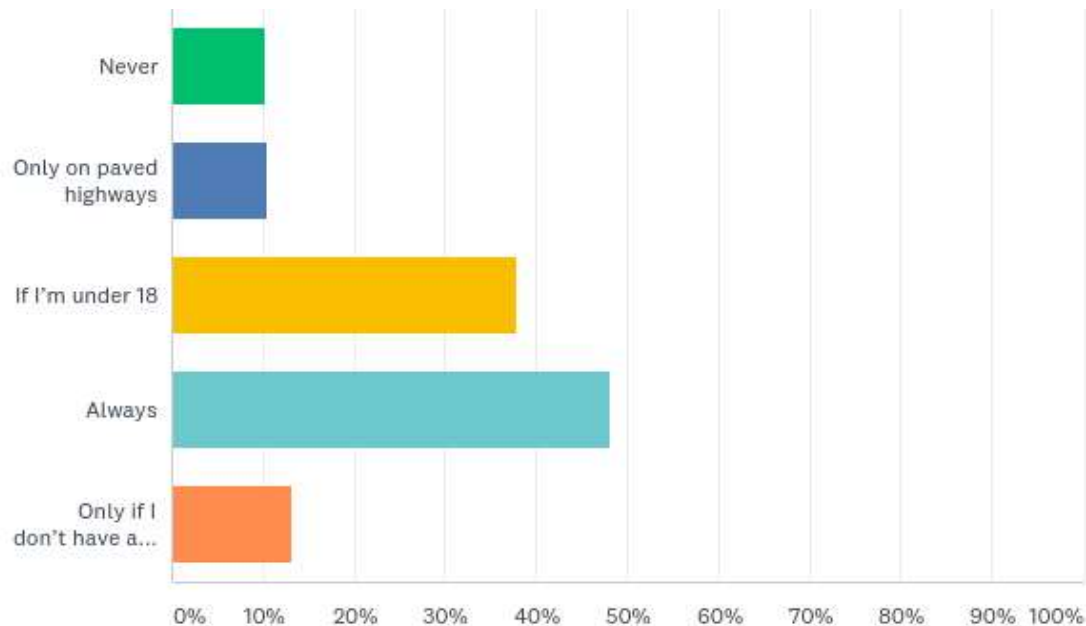
Q10: What do you believe a “private or public area that is open for use by off-highway vehicles” includes? (Check all that apply)

Answered: 889 Skipped: 168

ANSWER CHOICES	RESPONSES	
Grocery store parking lot, if owner says it is	42.97%	382
Post office	23.40%	208
Trailheads	81.66%	726
OHV riding areas with trails on public land	96.63%	859
Other private businesses that are “OHV friendly”	69.52%	618
Total Respondents: 889		

Q11: When do you lawfully need to wear a helmet while riding an OHV in Nevada? (Check all that apply).

Answered: 891 Skipped: 166



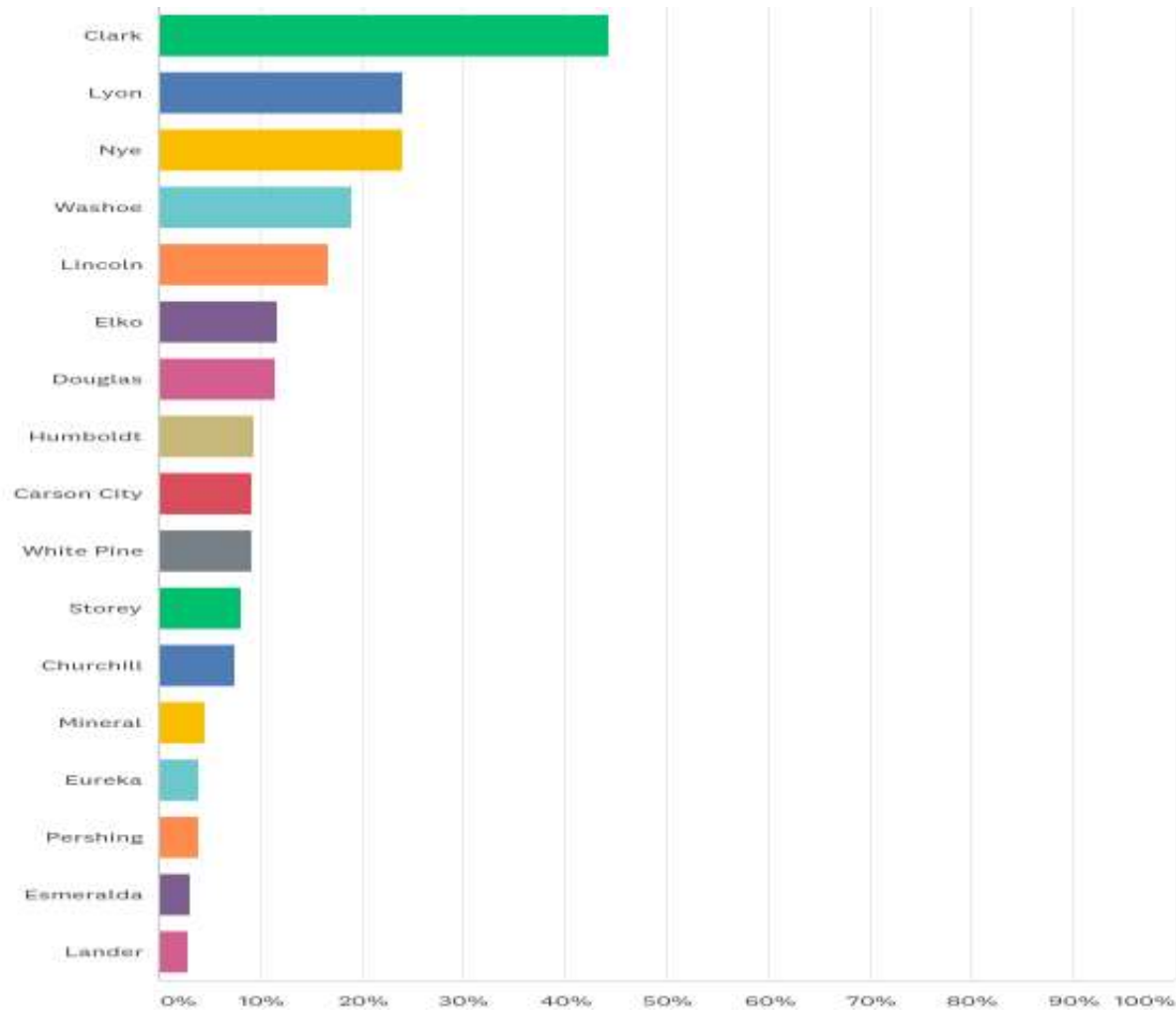
Q11: When do you lawfully need to wear a helmet while riding an OHV in Nevada? (Check all that apply).

Answered: 891 Skipped: 166

ANSWER CHOICES	RESPONSES	
Never	10.33%	92
Only on paved highways	10.55%	94
If I'm under 18	37.93%	338
Always	48.04%	428
Only if I don't have a roll-bar	13.13%	117
Total Respondents: 891		

Q12: Which county do you ride in most? (Choose 4)

Answered: 854 Skipped: 203



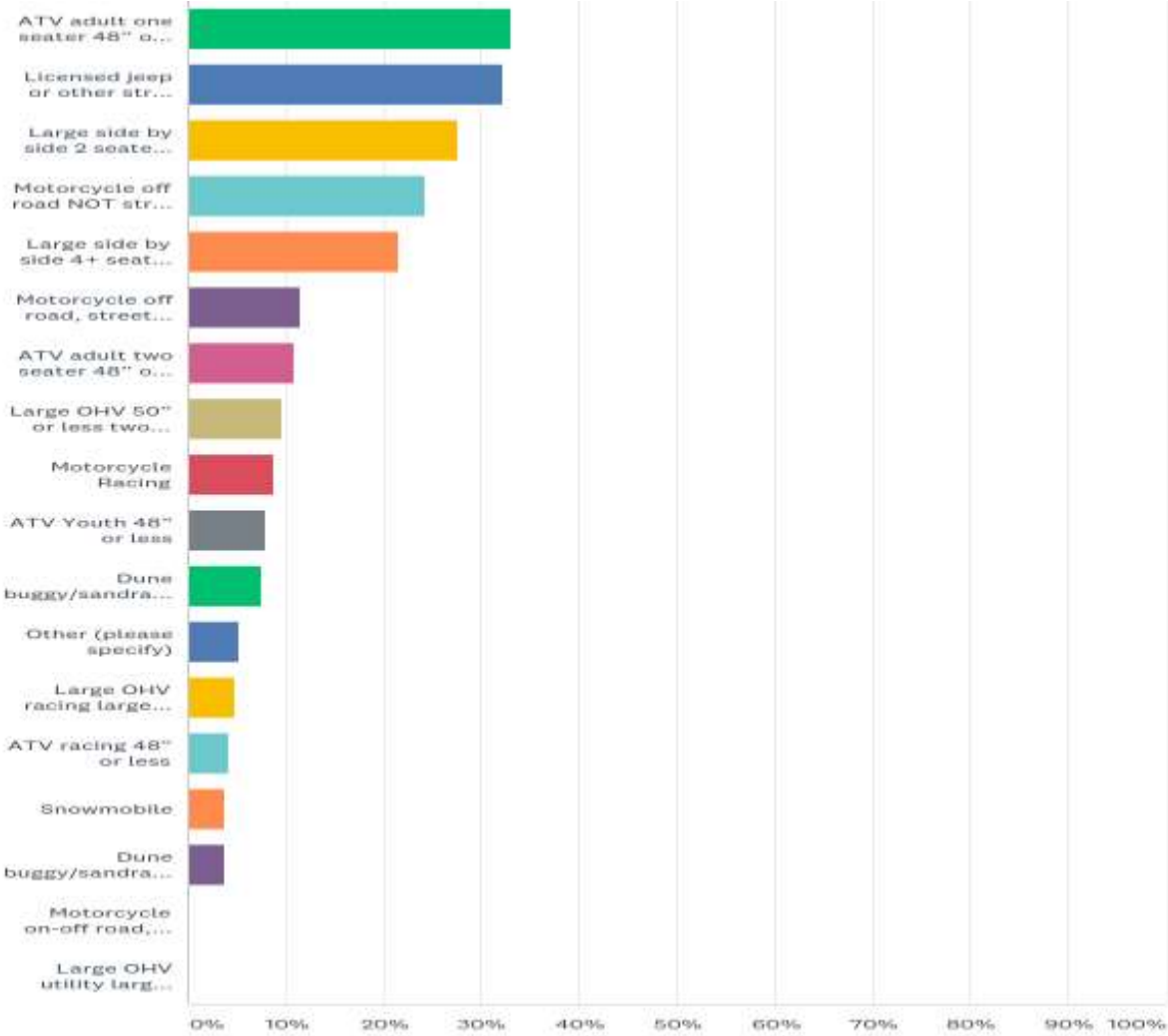
Q12: Which county do you ride in most? (Choose 4)

Answered: 854 Skipped: 203

ANSWER CHOICES	RESPONSES	
Clark	44.26%	378
Lyon	24.12%	206
Nye	24.00%	205
Washoe	19.09%	163
Lincoln	16.74%	143
Elko	11.71%	100
Douglas	11.48%	98
Humboldt	9.48%	81
Carson City	9.13%	78
White Pine	9.13%	78
Storey	8.20%	70
Churchill	7.61%	65
Mineral	4.68%	40
Eureka	3.98%	34
Pershing	3.98%	34
Esmeralda	3.04%	26
Lander	2.93%	25
Total Respondents: 854		

Q14: What type(s) of OHV's do you own? Choose all that apply

Answered: 839 Skipped: 218



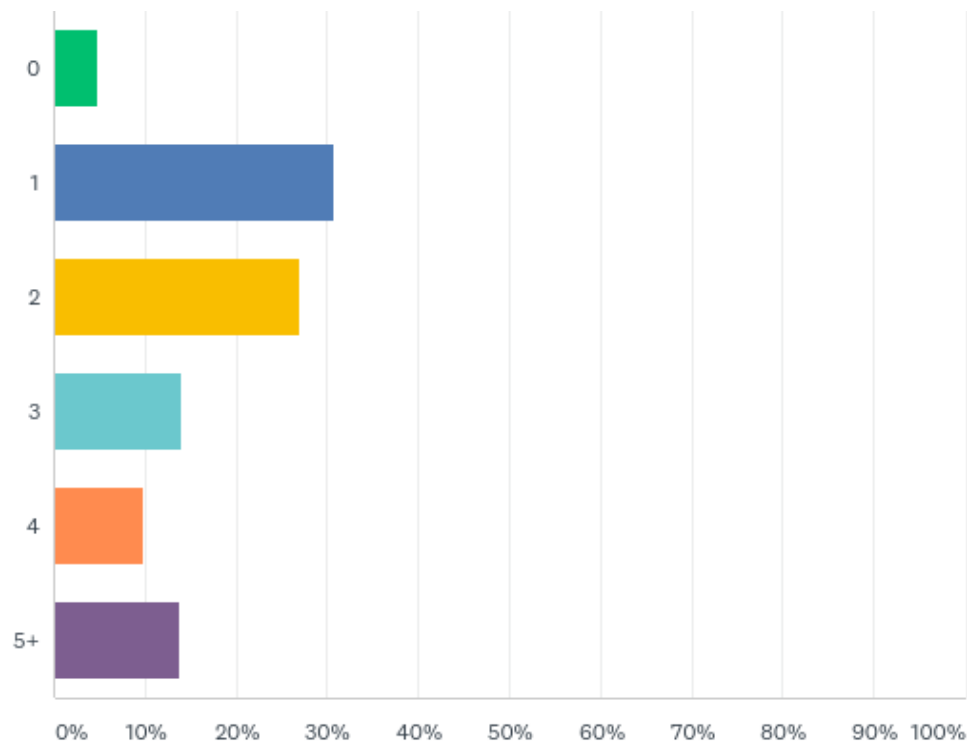
Q14: What type(s) of OHV's do you own? Choose all that apply

Answered: 839 Skipped: 218

ANSWER CHOICES	RESPONSES	
ATV adult one seater 48" or less	33.02%	277
Licensed jeep or other street legal truck/vehicle larger than 48"	32.30%	271
Large side by side 2 seater larger than 50"	27.53%	231
Motorcycle off road NOT street legal	24.20%	203
Large side by side 4+ seats, larger than 50"	21.57%	181
Motorcycle off road, street legal	11.44%	96
ATV adult two seater 48" or less	10.85%	91
Large OHV 50" or less two seater	9.54%	80
Motorcycle Racing	8.82%	74
ATV Youth 48" or less	7.87%	66
Dune buggy/sandrail NOT street legal	7.51%	63
Other (please specify)	5.24%	44
Large OHV racing larger than 50"	4.77%	40
ATV racing 48" or less	4.17%	35
Snowmobile	3.81%	32
Dune buggy/sandrail street legal	3.69%	31
Motorcycle on-off road, street legal	0.00%	0
Large OHV utility larger than 50"	0.00%	0
Total Respondents: 839		

Q15: How many OHV's are in your household?

Answered: 857 Skipped: 200



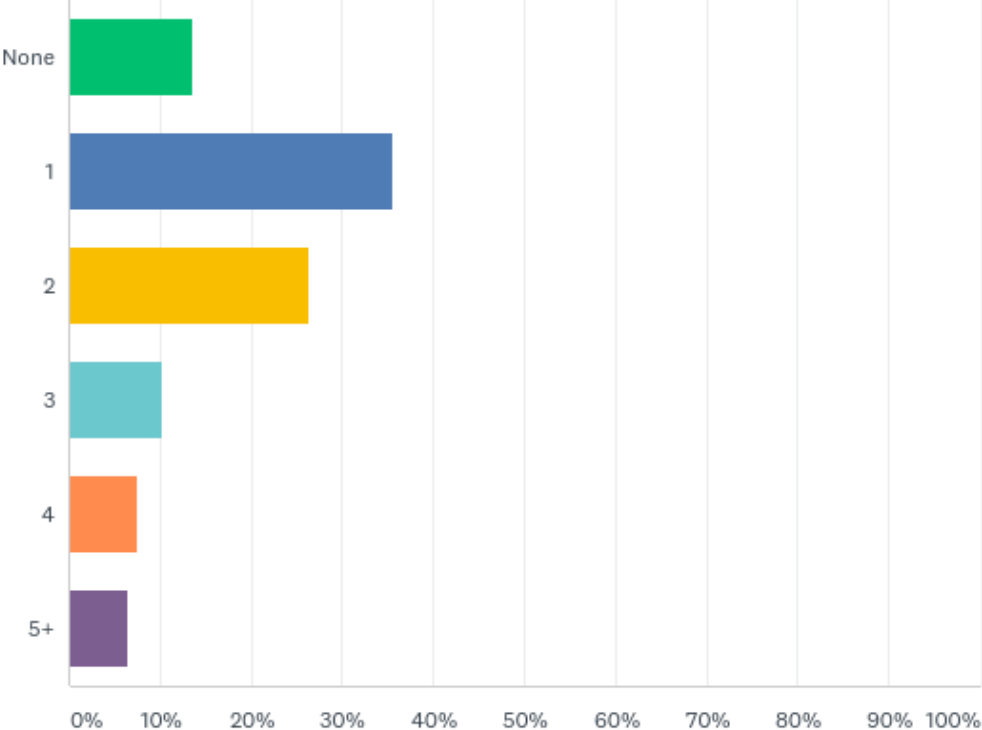
Q15: How many OHV's are in your household?

Answered: 857 Skipped: 200

ANSWER CHOICES	RESPONSES	
0	4.78%	41
1	30.69%	263
2	26.95%	231
3	14.00%	120
4	9.80%	84
5+	13.77%	118
TOTAL		857

Q16: How many OHV's in your household are registered?

Answered: 850 Skipped: 207



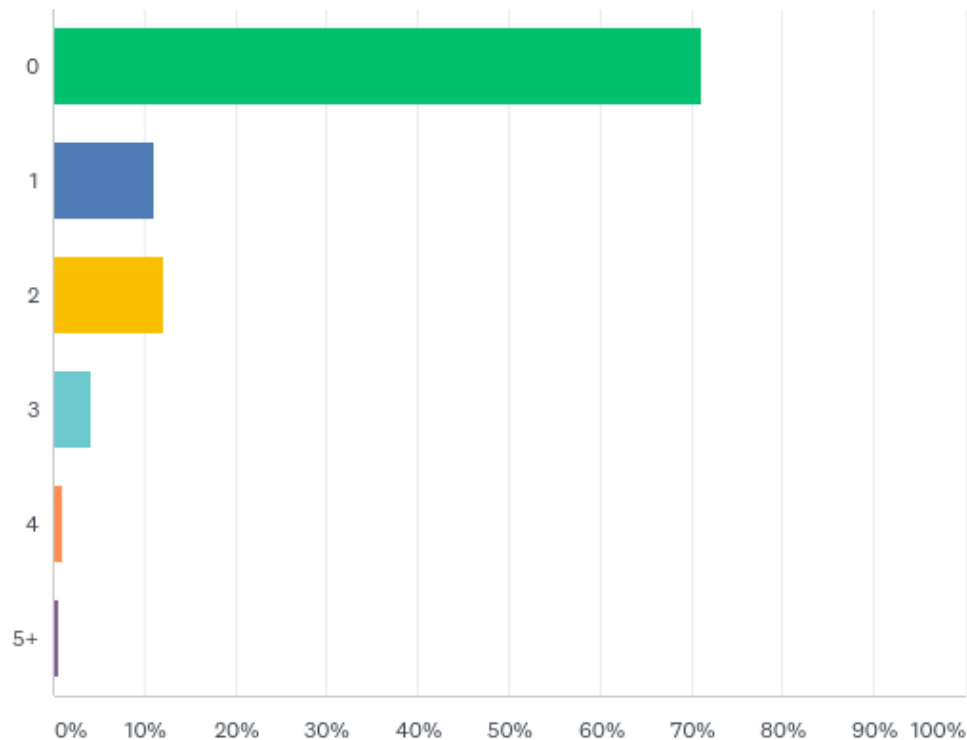
Q16: How many OHV's in your household are registered?

Answered: 850 Skipped: 207

ANSWER CHOICES	RESPONSES	
None	13.65%	116
1	35.65%	303
2	26.35%	224
3	10.24%	87
4	7.53%	64
5+	6.59%	56
TOTAL		850

Q17: How many children under the age of 16 are riders?

Answered: 847 Skipped: 210



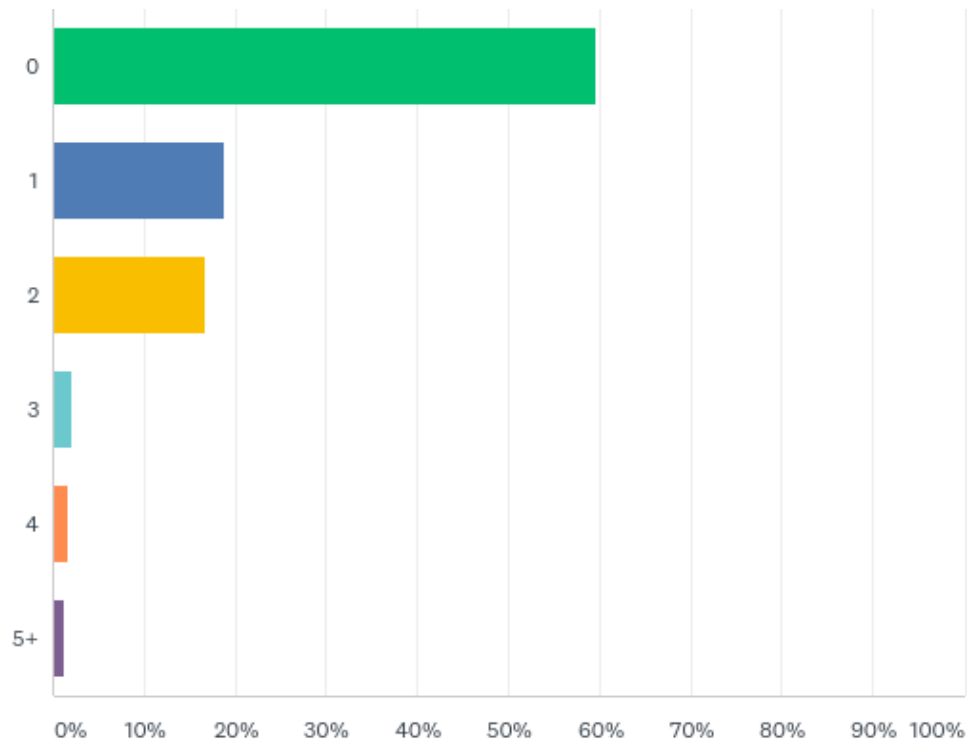
Q17: How many children under the age of 16 are riders?

Answered: 847 Skipped: 210

ANSWER CHOICES	RESPONSES	
0	71.07%	602
1	11.10%	94
2	12.04%	102
3	4.25%	36
4	0.94%	8
5+	0.59%	5
TOTAL		847

Q18: How many riders in your household have completed a rider safety training course?

Answered: 814 Skipped: 243



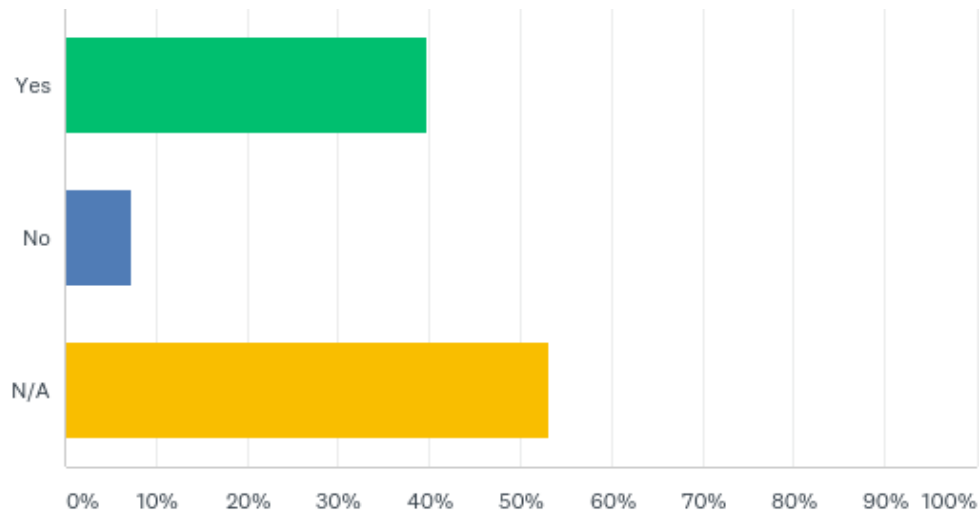
Q18: How many riders in your household have completed a rider safety training course?

Answered: 814 Skipped: 243

ANSWER CHOICES	RESPONSES	
0	59.58%	485
1	18.80%	153
2	16.71%	136
3	2.09%	17
4	1.60%	13
5+	1.23%	10
TOTAL		814

Q19: If there were free youth safety courses provided, would your children attend?

Answered: 852 Skipped: 205



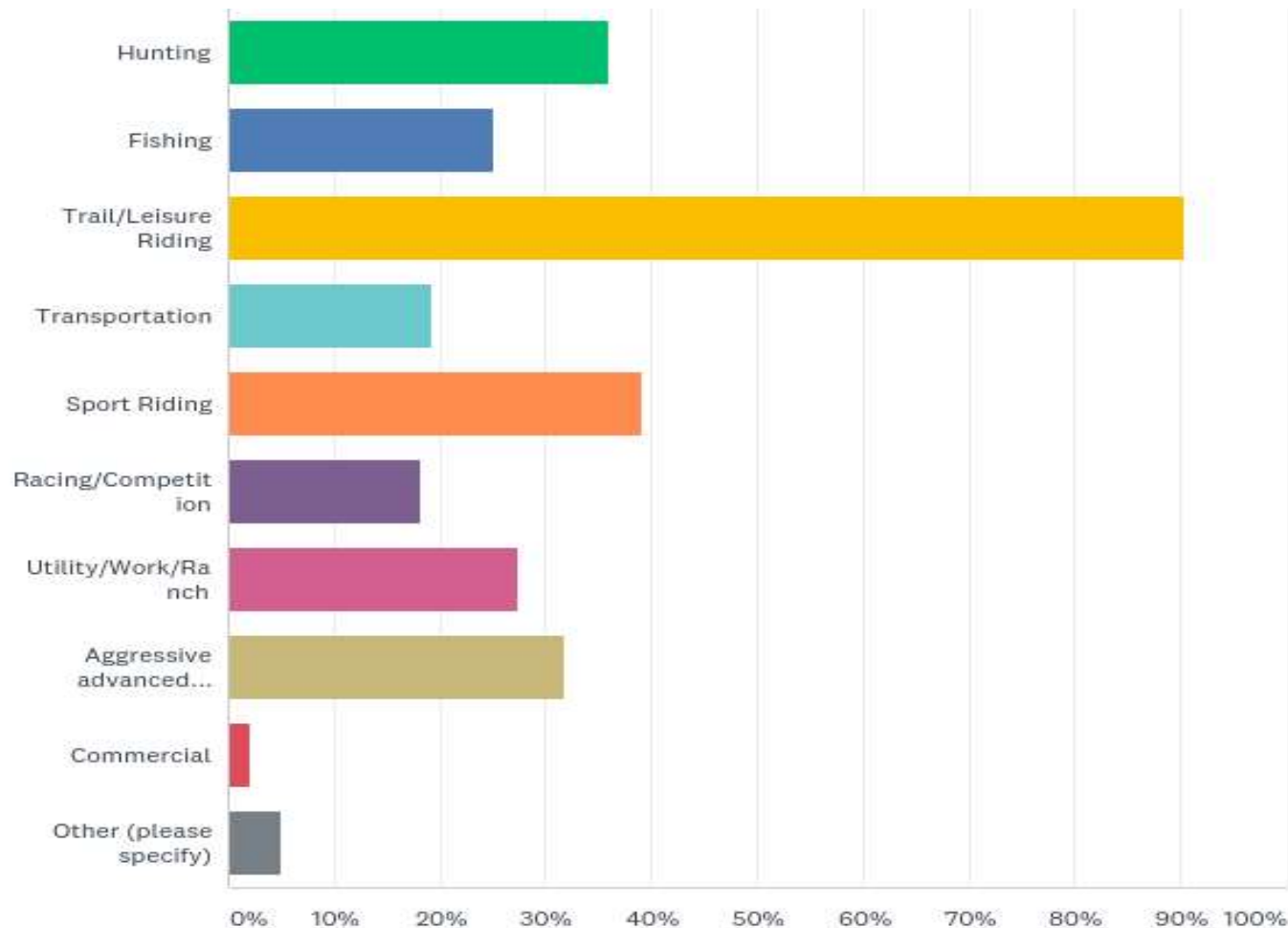
Q19: If there were free youth safety courses provided, would your children attend?

Answered: 852 Skipped: 205

ANSWER CHOICES	RESPONSES	
Yes	39.67%	338
No	7.28%	62
N/A	53.05%	452
TOTAL		852

Q20: How would you describe the use of OHV's in your house (check all that apply)

Answered: 850 Skipped: 207



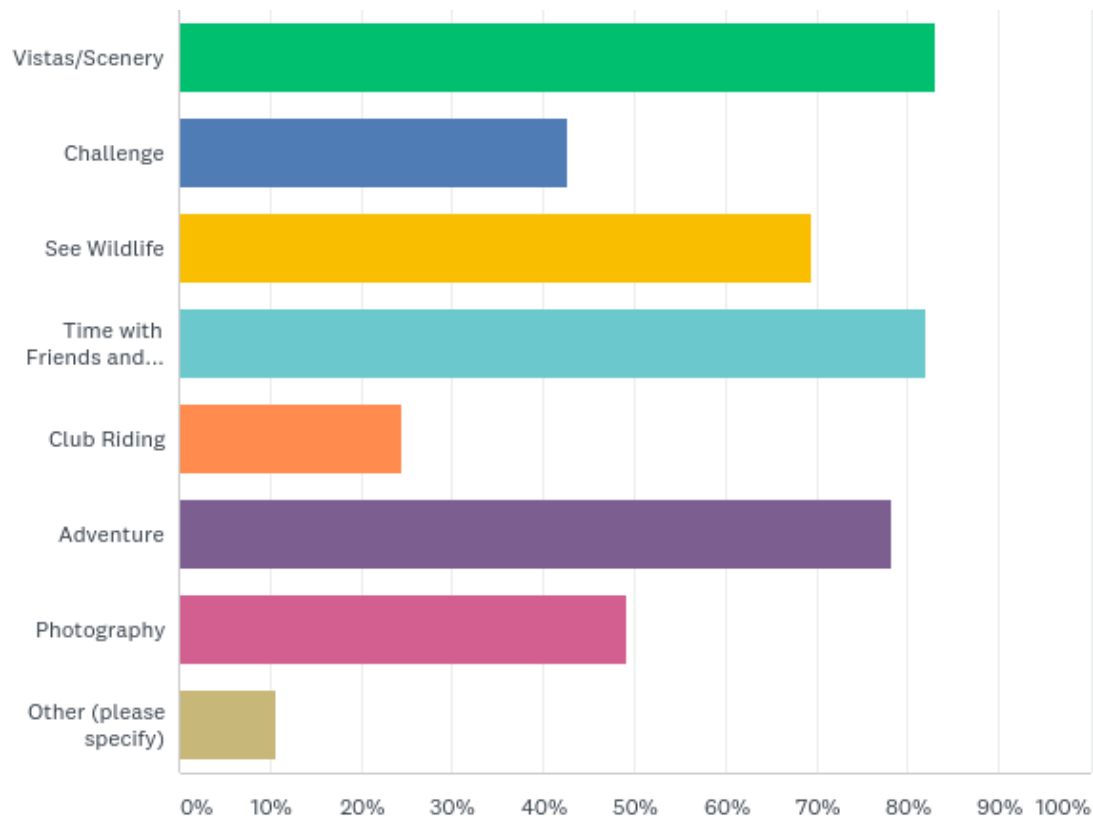
Q20: How would you describe the use of OHV's in your household (check all that apply)?

Answered: 850 Skipped: 207

ANSWER CHOICES	RESPONSES	
Hunting	35.88%	305
Fishing	25.18%	214
Trail/Leisure Riding	90.47%	769
Transportation	19.18%	163
Sport Riding	39.18%	333
Racing/Competition	18.12%	154
Utility/Work/Ranch	27.41%	233
Aggressive advanced recreational riding	31.76%	270
Commercial	2.00%	17
Other (please specify)	4.94%	42
Total Respondents: 850		

Q21: Why do you ride recreationally (check all that apply)?

Answered: 831 Skipped: 226



Q21: Why do you ride recreationally (check all that apply)?

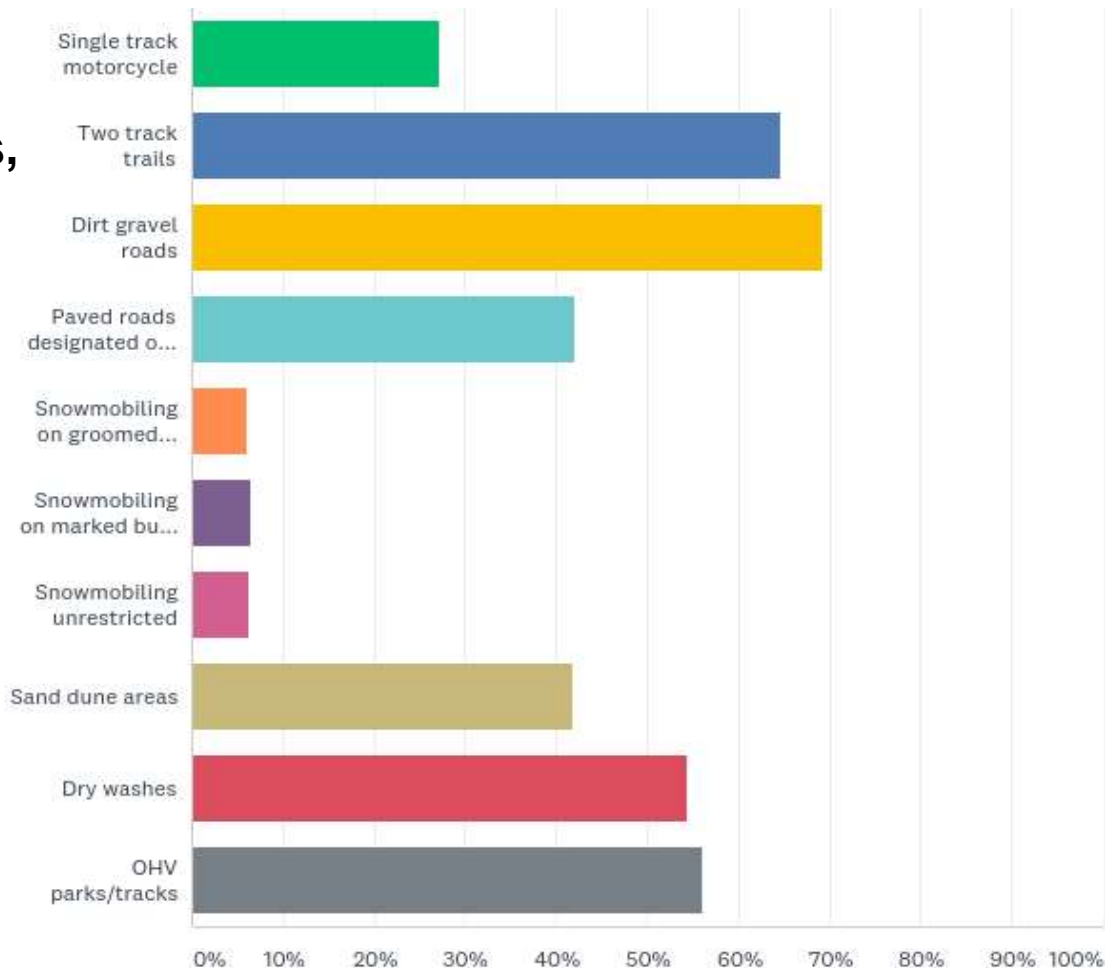
Answered: 831 Skipped: 226

ANSWER CHOICES	RESPONSES	
Vistas/Scenery	83.03%	690
Challenge	42.60%	354
See Wildlife	69.43%	577
Time with Friends and Family	82.07%	682
Club Riding	24.55%	204
Adventure	78.22%	650
Photography	49.10%	408
Other (please specify)	10.71%	89
Total Respondents: 831		

Q22: Below are several types of trails.

If you ride on any of these types, mark which ones you feel we need more of in NV.

Answered: 812 Skipped: 245



Q22: Below are several types of trails.

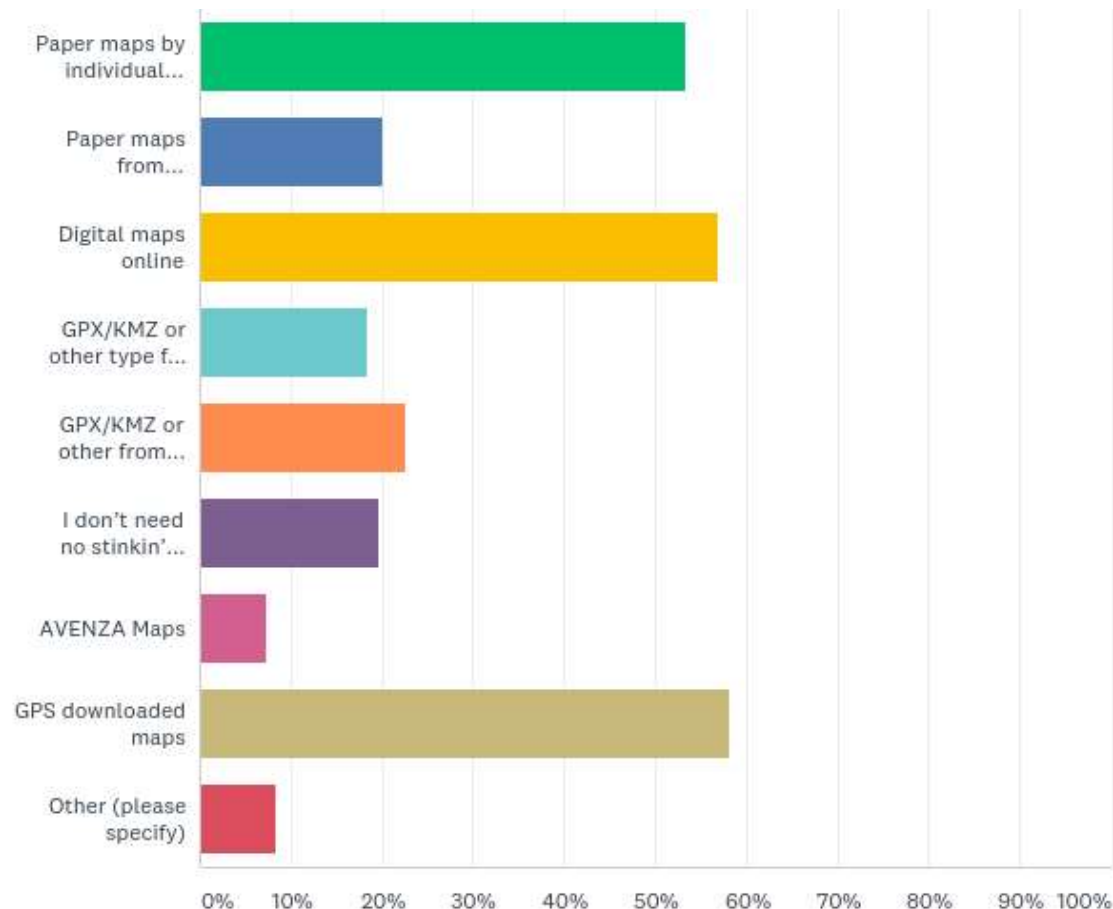
If you ride on any of these types, mark which ones you feel we need more of in NV.

Answered: 812 Skipped: 245

ANSWER CHOICES	RESPONSES	
Single track motorcycle	27.09%	220
Two track trails	64.66%	525
Dirt gravel roads	69.33%	563
Paved roads designated open by local governments	42.12%	342
Snowmobiling on groomed trails	6.16%	50
Snowmobiling on marked but ungroomed trails/roads	6.40%	52
Snowmobiling unrestricted	6.28%	51
Sand dune areas	41.75%	339
Dry washes	54.31%	441
OHV parks/tracks	56.16%	456
Total Respondents: 812		

Q23: What types of maps do you use (check all that apply)?

Answered: 823 Skipped: 234



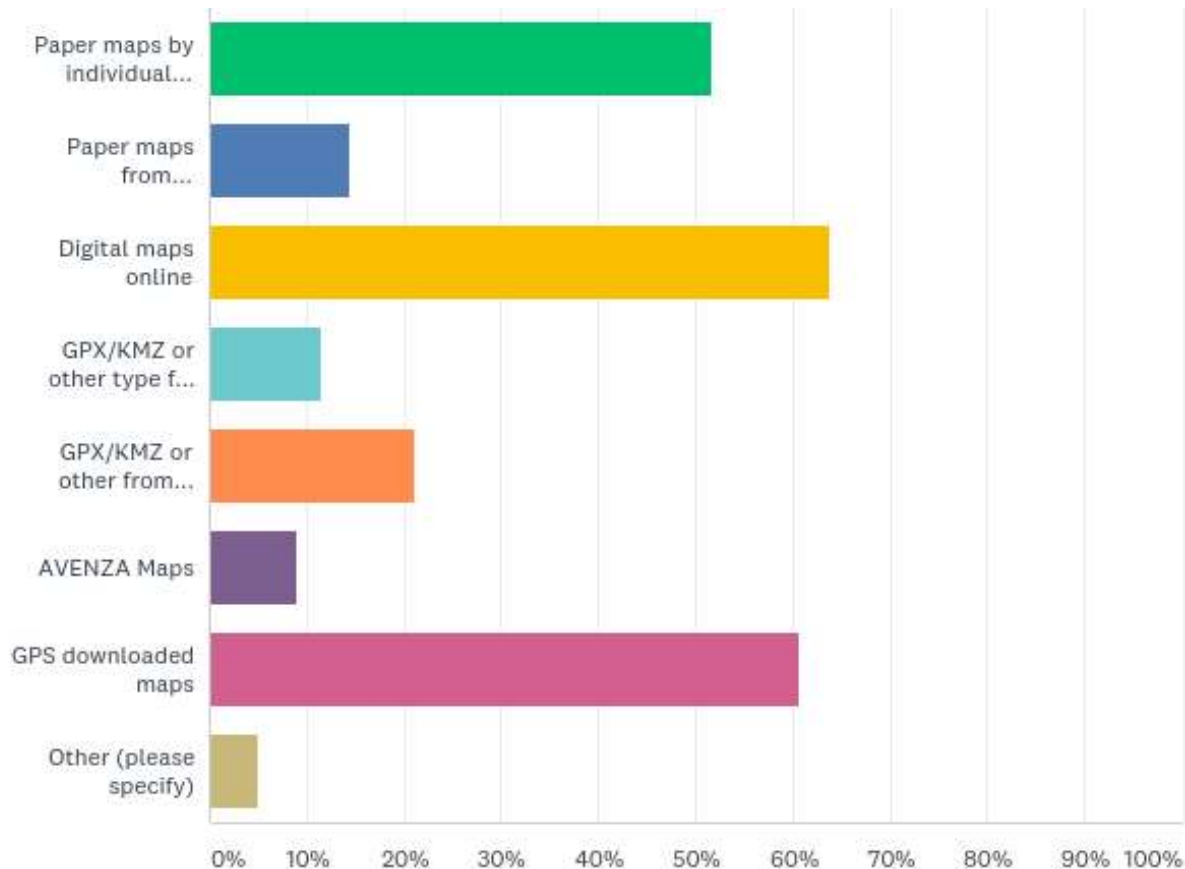
Q23: What types of maps do you use (check all that apply)?

Answered: 823 Skipped: 234

ANSWER CHOICES	RESPONSES	
Paper maps by individual agencies/land managers	53.34%	439
Paper maps from friends/clubs	20.17%	166
Digital maps online	56.99%	469
GPX/KMZ or other type from friends/clubs	18.35%	151
GPX/KMZ or other from website	22.60%	186
I don't need no stinkin' maps.	19.68%	162
AVENZA Maps	7.41%	61
GPS downloaded maps	58.08%	478
Other (please specify)	8.38%	69
Total Respondents: 823		

Q24: What type of maps would you like to see more readily available (check all that apply)?

Answered: 787 Skipped: 270



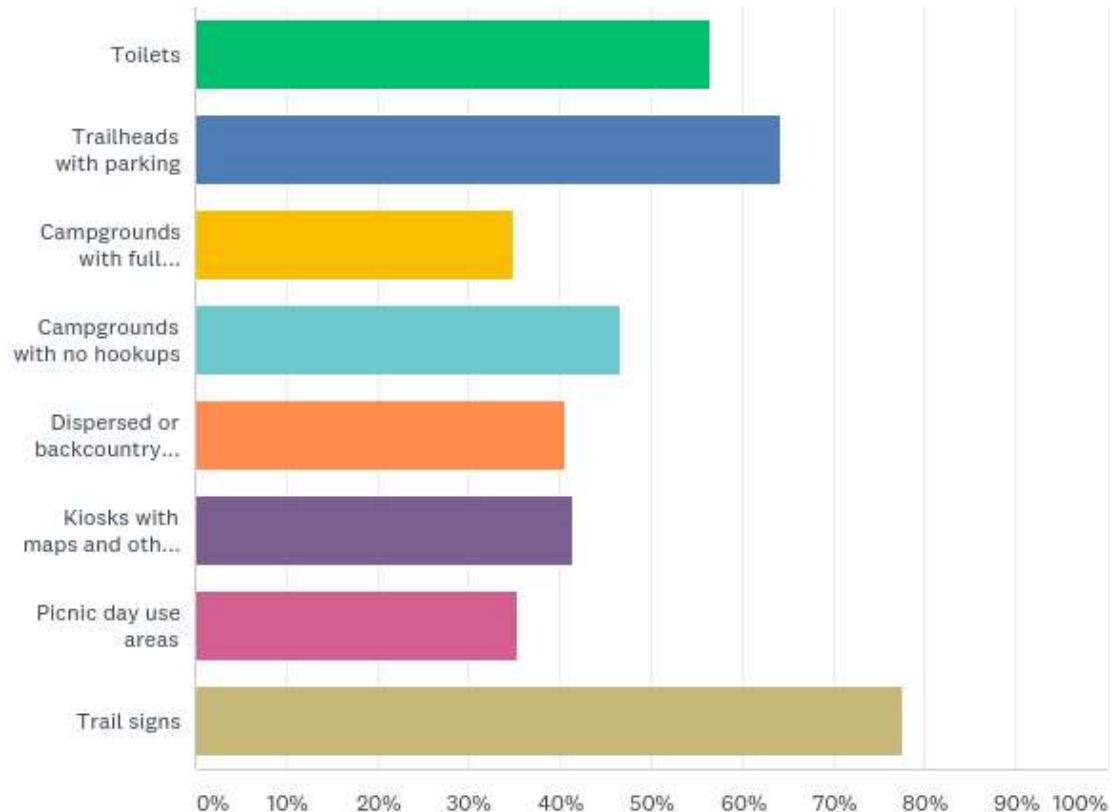
Q24: What type of maps would you like to see more readily available (check all that apply)?

Answered: 787 Skipped: 270

ANSWER CHOICES	RESPONSES	
Paper maps by individual agencies/land managers	51.72%	407
Paper maps from friends/clubs	14.36%	113
Digital maps online	63.79%	502
GPX/KMZ or other type from friends/clubs	11.44%	90
GPX/KMZ or other from website	21.22%	167
AVENZA Maps	9.02%	71
GPS downloaded maps	60.74%	478
Other (please specify)	5.08%	40
Total Respondents: 787		

Q25: What amenities adjacent or near trails do you use when riding (check all that apply)?

Answered: 770 Skipped: 287



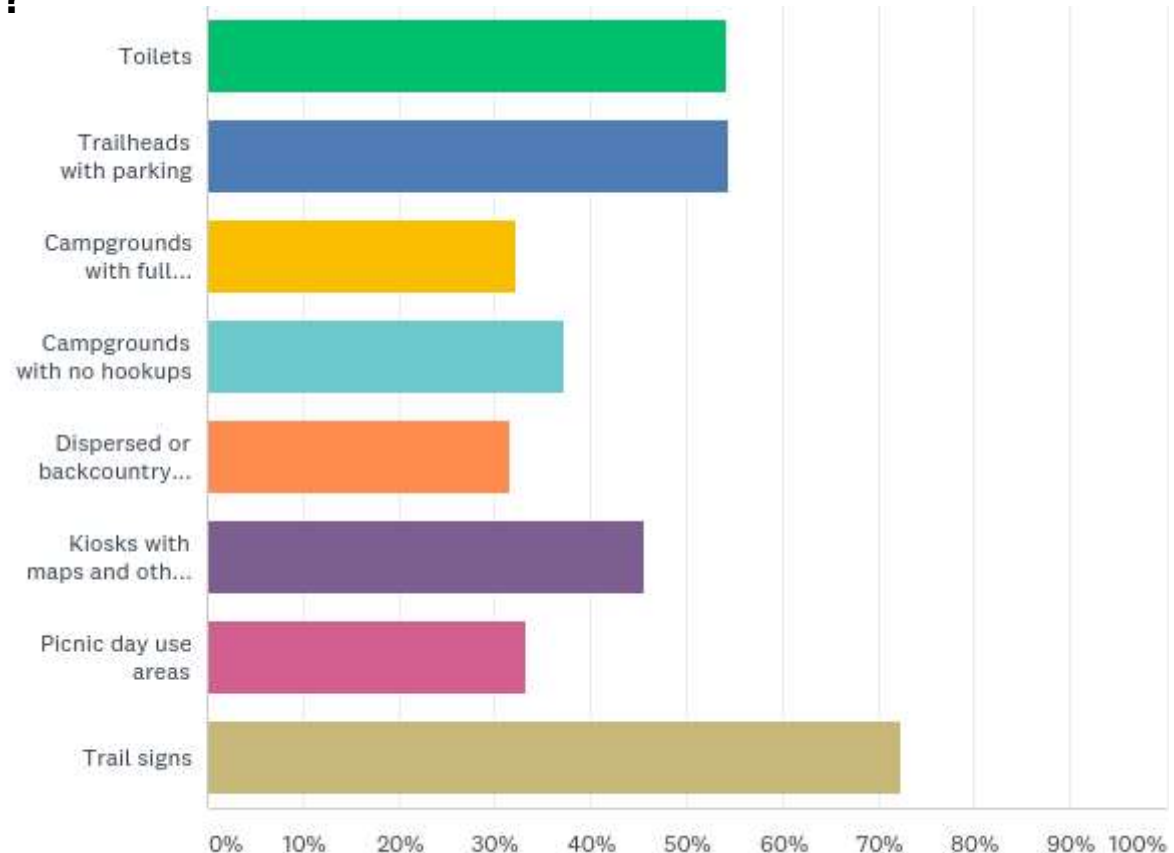
Q25: What amenities adjacent or near trails do you use when riding (check all that apply)?

Answered: 770 Skipped: 287

ANSWER CHOICES	RESPONSES	
Toilets	56.49%	435
Trailheads with parking	64.16%	494
Campgrounds with full hookups	34.94%	269
Campgrounds with no hookups	46.62%	359
Dispersed or backcountry camping	40.52%	312
Kiosks with maps and other rider information	41.43%	319
Picnic day use areas	35.45%	273
Trail signs	77.66%	598
Total Respondents: 770		

Q26: What amenities adjacent or near trails do you think we need more of (check all that apply)?

Answered: 756 Skipped: 301



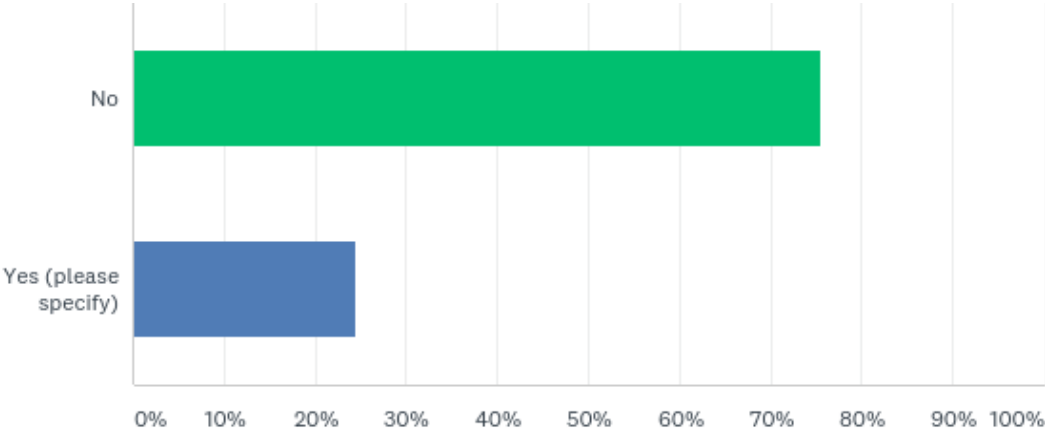
Q26: What amenities adjacent or near trails do you think we need more of (check all that apply)?

Answered: 756 Skipped: 301

ANSWER CHOICES	RESPONSES	
Toilets	54.23%	410
Trailheads with parking	54.50%	412
Campgrounds with full hookups	32.14%	243
Campgrounds with no hookups	37.17%	281
Dispersed or backcountry camping	31.61%	239
Kiosks with maps and other rider information	45.63%	345
Picnic day use areas	33.33%	252
Trail signs	72.35%	547
Total Respondents: 756		

Q27: Are you a member of any OHV organizations?

Answered: 834 Skipped: 223



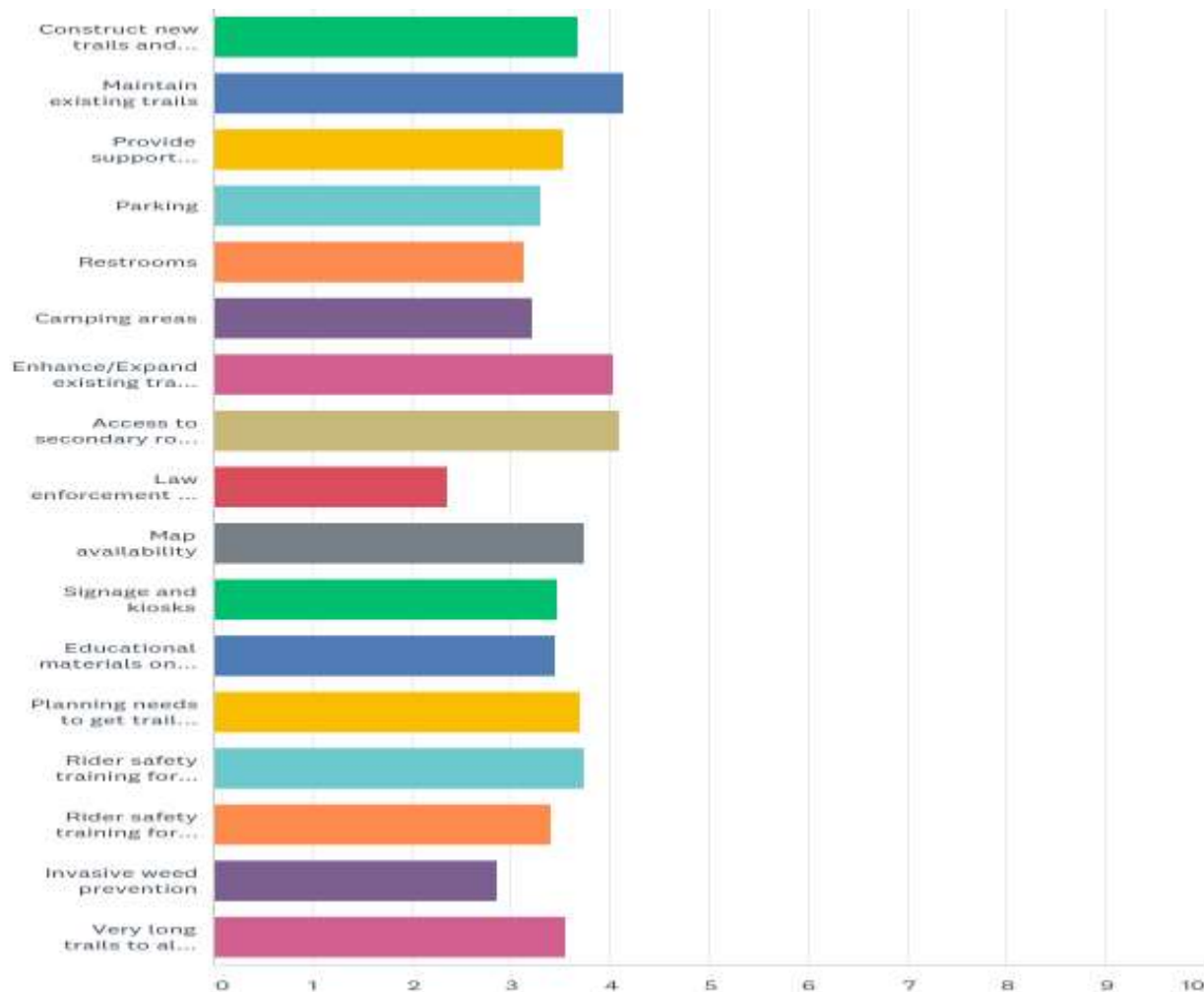
Q27: Are you a member of any OHV organizations?

Answered: 834 Skipped: 223

ANSWER CHOICES	RESPONSES	
No	75.54%	630
Yes (please specify)	24.46%	204
TOTAL		834

Q29: Please rate each item in terms of its importance to you

Answered: 792 Skipped: 265



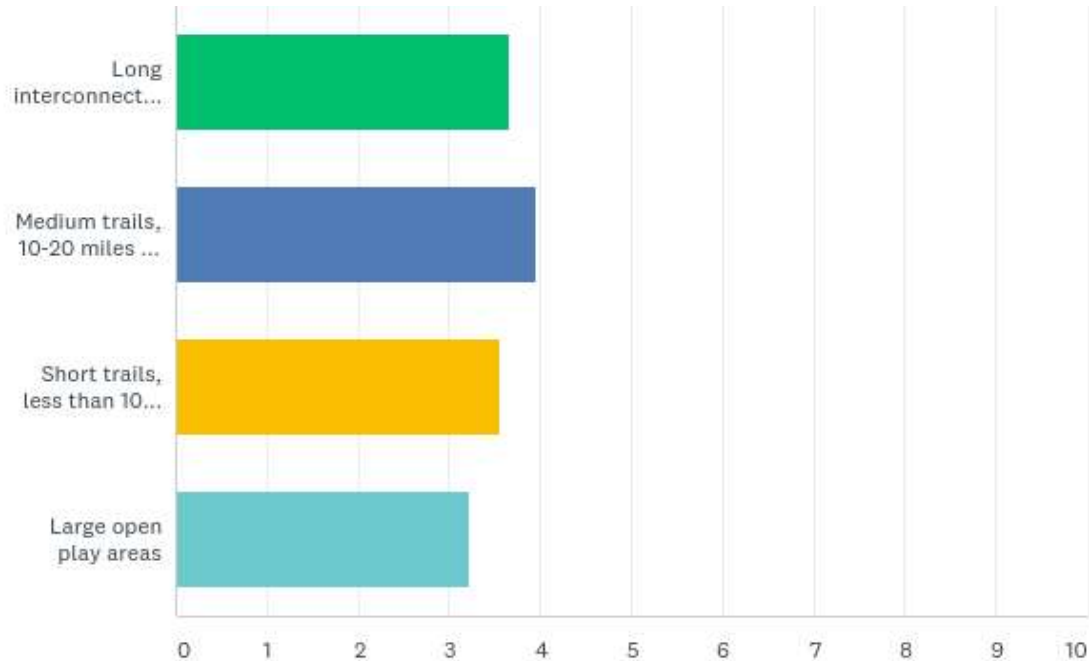
Q29: Please rate each item in terms of its importance to you

Answered: 792 Skipped: 265

	NOT IMPORTANT	(NO LABEL)	SOMEWHAT IMPORTANT	(NO LABEL)	VERY IMPORTANT	TOTAL	WEIGHTED AVERAGE
Construct new trails and riding areas	13.00% 101	5.28% 41	25.10% 195	13.84% 106	42.99% 334	777	3.68
Maintain existing trails	5.24% 41	2.94% 23	20.43% 160	15.58% 122	55.81% 437	783	4.14
Provide support facilities such as trailheads	9.99% 77	5.19% 40	35.80% 276	18.42% 142	30.61% 236	771	3.54
Parking	13.78% 105	7.48% 57	37.40% 285	17.98% 137	23.36% 178	762	3.30
Restrooms	15.37% 117	10.38% 79	39.42% 300	14.32% 109	20.50% 156	761	3.14
Camping areas	12.96% 98	10.98% 83	36.64% 277	19.31% 146	20.11% 152	756	3.23
Enhance/Expand existing trail systems	6.64% 51	3.13% 24	21.35% 164	17.84% 137	51.04% 392	768	4.04
Access to secondary roads to connect trails	5.29% 41	3.23% 25	18.97% 147	21.55% 167	50.97% 395	775	4.10
Law enforcement at riding areas	35.17% 268	18.77% 143	30.18% 230	6.68% 51	9.19% 70	762	2.36
Map availability	7.26% 56	4.80% 37	30.74% 237	20.88% 161	36.32% 280	771	3.74
Signage and kiosks	10.10% 77	7.35% 56	34.25% 261	21.78% 166	26.51% 202	762	3.47
Educational materials on trail etiquette/share the trail	11.21% 86	9.00% 69	31.03% 238	19.95% 153	28.81% 221	767	3.46
Planning needs to get trails fixed or built	7.58% 58	6.14% 47	30.07% 230	21.18% 162	35.03% 268	765	3.70
Rider safety training for children	10.24% 78	6.17% 47	24.15% 184	17.85% 136	41.60% 317	762	3.74
Rider safety training for adults	11.26% 86	9.42% 72	34.95% 267	16.36% 125	28.01% 214	764	3.40
Invasive weed prevention	25.46% 193	13.19% 100	29.82% 226	13.19% 100	18.34% 139	758	2.86
Very long trails to allow multiday trips	10.12% 78	9.60% 74	27.50% 212	19.58% 151	33.20% 256	771	3.56

Q30: Rate each of the following trail and riding opportunities in terms of its importance to you

Answered: 784 Skipped: 273



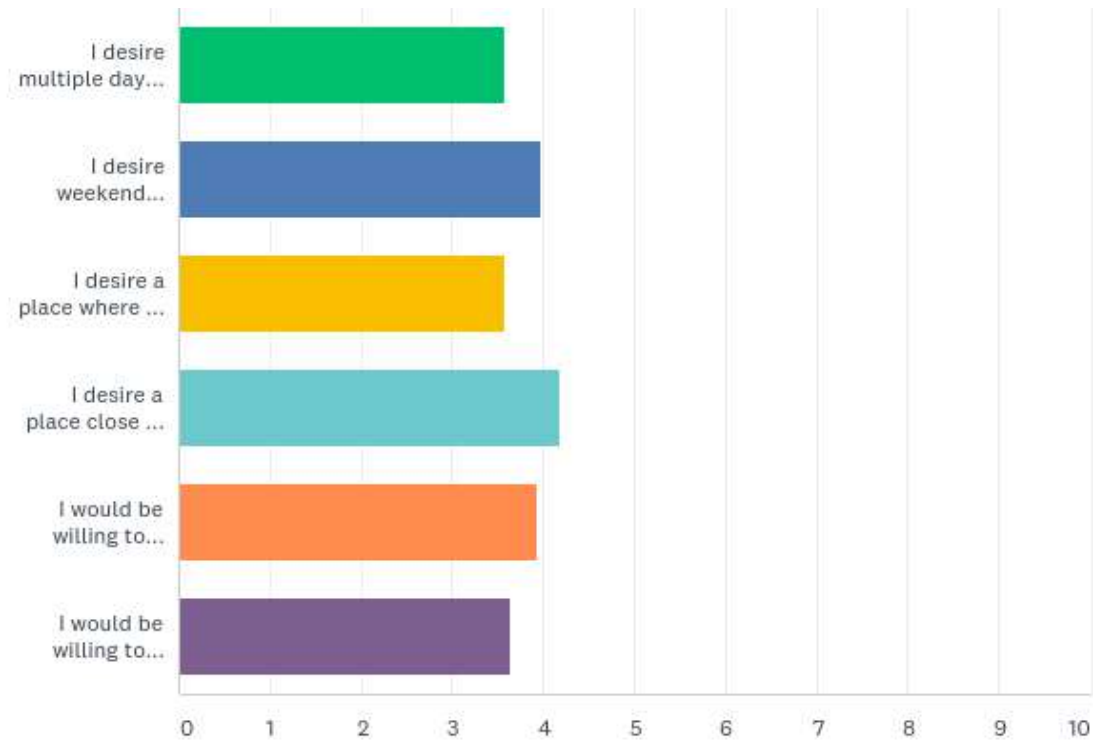
Q30: Rate each of the following trail and riding opportunities in terms of its importance to you

Answered: 784 Skipped: 273

	NOT IMPORTANT	(NO LABEL)	SOMEWHAT IMPORTANT	(NO LABEL)	VERY IMPORTANT	TOTAL	WEIGHTED AVERAGE
Long interconnected trails (50 miles or more)	9.14% 71	7.72% 60	26.38% 205	21.36% 166	35.39% 275	777	3.66
Medium trails, 10-20 miles in length	4.48% 35	4.35% 34	25.22% 197	23.05% 180	42.89% 335	781	3.96
Short trails, less than 10 miles	11.33% 87	8.72% 67	27.08% 208	17.97% 138	34.90% 268	768	3.56
Large open play areas	17.52% 134	12.29% 94	28.10% 215	13.86% 106	28.24% 216	765	3.23

Q31: Please select the option that best describes you.

Answered: 786 Skipped: 271



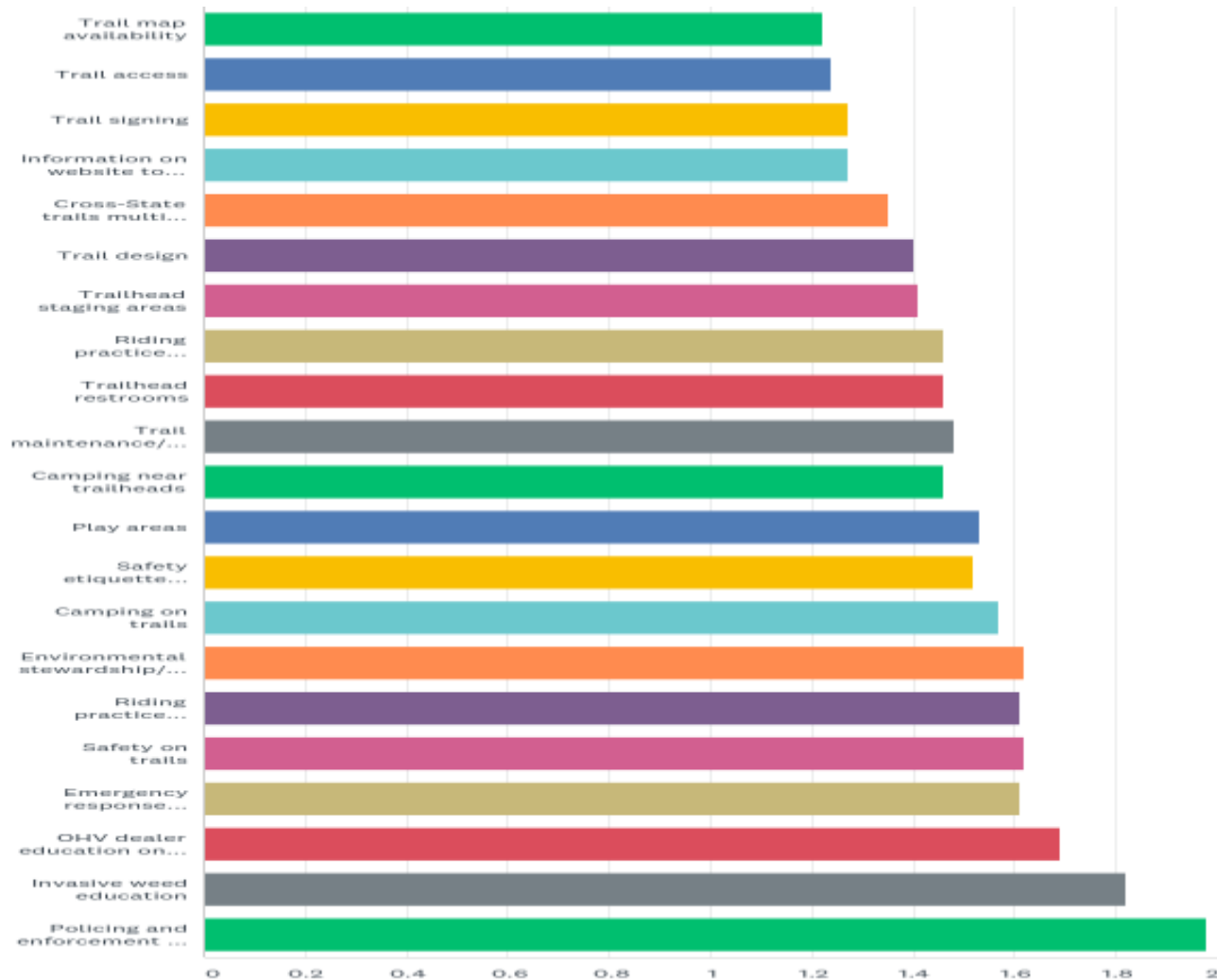
Q31: Please select the option that best describes you.

Answered: 786 Skipped: 271

	STRONGLY DISAGREE	DISAGREE	NEUTRAL	AGREE	STRONGLY AGREE	TOTAL	WEIGHTED AVERAGE
I desire multiple day excursions, riding many miles and staying in different places along the way.	6.10% 47	7.92% 61	30.13% 232	34.68% 267	21.17% 163	770	3.57
I desire weekend opportunities where I can set up camp or stay in a nearby motel, riding multiple trails from the same location.	3.89% 30	4.93% 38	16.47% 127	38.65% 298	36.06% 278	771	3.95
I desire a place where I can arrive early in the morning and spend the day, but I am not interested in staying overnight.	3.82% 28	7.62% 59	34.88% 270	34.75% 269	19.12% 148	774	3.58
I desire a place close to home where I can ride a couple of hours when I have time.	1.92% 15	2.18% 17	15.49% 121	35.85% 280	44.56% 348	781	4.19
I would be willing to share trails with motorcycles and mountain bikes.	6.38% 49	5.47% 42	17.45% 134	30.34% 233	40.36% 310	768	3.93
I would be willing to volunteer to assist in education, patrol, or trail maintenance at a public OHV area (you will not be contacted).	7.22% 56	7.60% 59	26.68% 207	31.96% 248	26.55% 206	776	3.63

Q32: From the following features, please check those that you think are adequate, should be increased or should be improved (skip feature if you have no opinion):

Answered: 761 Skipped: 296



Q32: From the following features, please check those that you think are adequate, should be increased or should be improved (skip feature if you have no opinion):

Answered: 761 Skipped: 296

	WE NEED MORE!	ADEQUATE	WE WANT LESS!	TOTAL	WEIGHTED AVERAGE
Trail map availability	79.30% 586	19.35% 143	1.35% 10	739	1.22
Trail access	76.65% 568	22.27% 165	1.08% 8	741	1.24
Trail signing	75.27% 557	22.03% 163	2.70% 20	740	1.27
Information on website to download, education and maps	75.47% 557	21.68% 160	2.85% 21	738	1.27
Cross-State trails multiday trips	67.66% 477	29.93% 211	2.41% 17	705	1.35
Trail design	62.48% 453	35.17% 255	2.34% 17	725	1.40
Trailhead staging areas	60.78% 434	37.25% 266	1.96% 14	714	1.41
Riding practice courses for youth and children	58.30% 411	37.30% 263	4.40% 31	705	1.46
Trailhead restrooms	57.20% 405	39.27% 278	3.53% 25	708	1.46
Trail maintenance/condition	55.36% 403	41.48% 302	3.16% 23	728	1.48
Camping near trailheads	56.70% 402	40.90% 290	2.40% 17	709	1.46
Play areas	53.68% 379	39.94% 282	6.37% 45	706	1.53
Safety etiquette information	50.76% 369	46.35% 337	2.89% 21	727	1.52
Camping on trails	47.50% 333	48.22% 335	4.28% 30	701	1.57
Environmental stewardship/tread lightly information	46.06% 333	45.78% 331	8.16% 59	723	1.62
Riding practice courses for adults	44.22% 310	50.21% 352	5.56% 39	701	1.61
Safety on trails	41.16% 298	55.66% 403	3.18% 23	724	1.62
Emergency response medical aid on trails	42.09% 298	55.23% 391	2.68% 19	708	1.61
OHV dealer education on safety and rules	36.86% 261	57.06% 404	6.07% 43	708	1.69
Invasive weed education	33.10% 235	51.83% 368	15.07% 107	710	1.82
Policing and enforcement of rules	23.90% 174	54.67% 398	21.43% 156	728	1.98

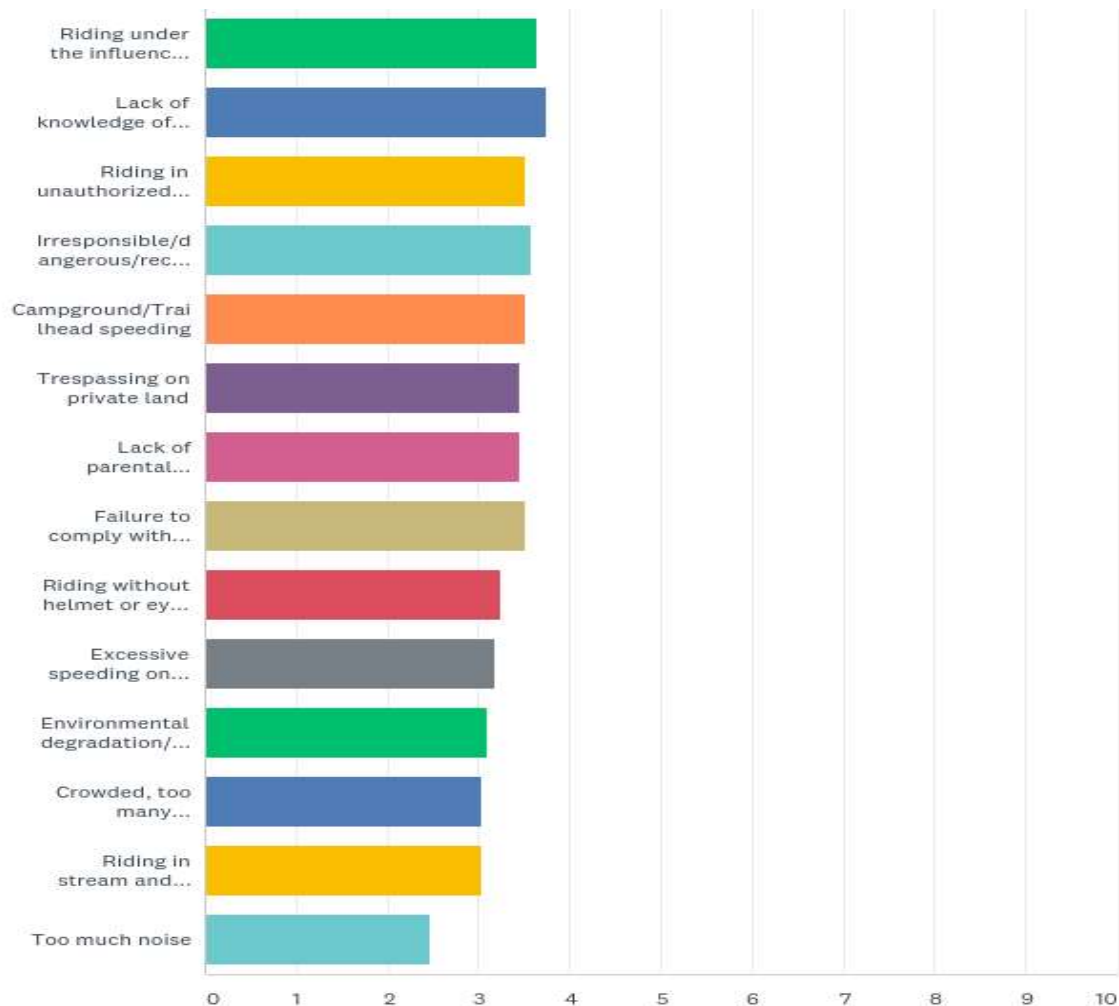
Q33: What is your opinion on the following issues?

0 = Not a Problem

5 = Neutral

10 = This is a Problem

Answered: 781 Skipped: 276



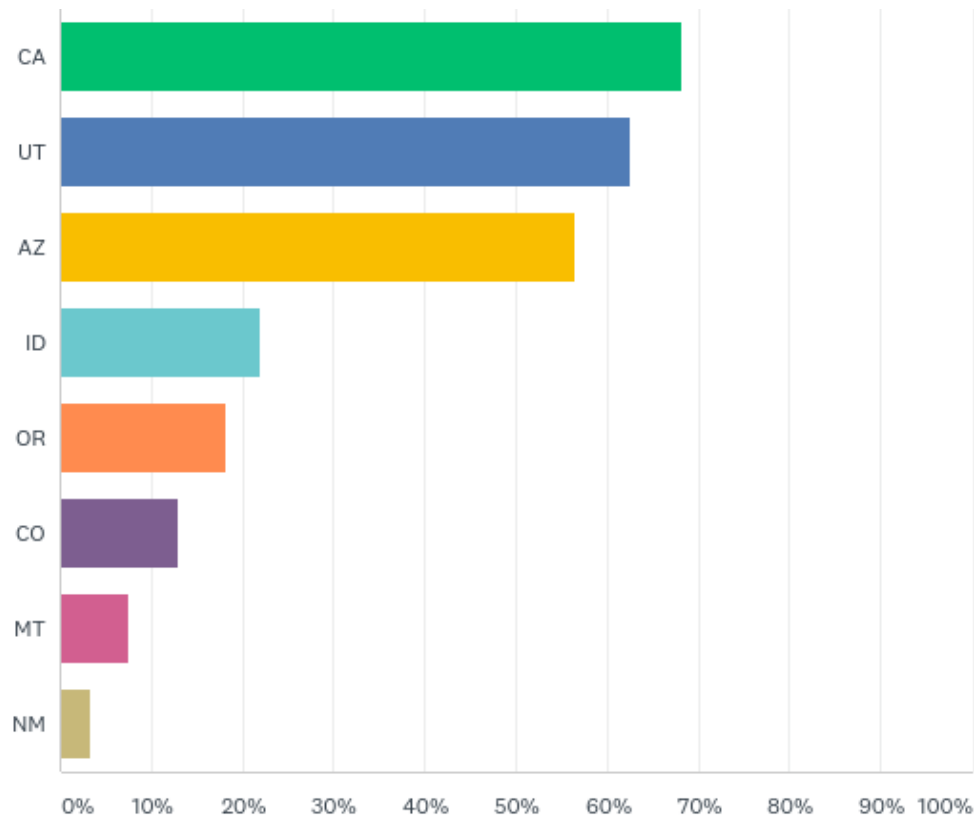
Q33: What is your opinion on the following issues?

Answered: 781 Skipped: 276

	NOT A PROBLEM	(NO LABEL)	NEUTRAL	(NO LABEL)	THIS IS A PROBLEM	TOTAL	WEIGHTED AVERAGE
Riding under the influence of drugs or alcohol	9.03% 69	6.94% 53	28.66% 219	21.34% 163	34.03% 260	764	3.64
Lack of knowledge of rules and restrictions	5.66% 43	4.61% 35	29.47% 224	29.74% 226	30.53% 232	760	3.75
Riding in unauthorized areas	10.04% 77	6.00% 46	35.59% 273	18.77% 144	29.60% 227	767	3.52
Irresponsible/dangerous/reckless riding	7.65% 58	7.39% 56	33.11% 251	23.61% 179	28.23% 214	758	3.57
Campground/Trailhead speeding	8.77% 67	6.81% 52	35.47% 271	21.47% 164	27.49% 210	764	3.52
Trespassing on private land	10.92% 84	4.55% 35	39.79% 306	17.69% 136	27.05% 208	769	3.45
Lack of parental supervision of youth riders	10.13% 77	7.50% 57	34.87% 265	21.71% 165	25.79% 196	760	3.46
Failure to comply with rules or restrictions	8.68% 66	6.05% 46	35.39% 269	24.21% 184	25.66% 195	760	3.52
Riding without helmet or eye protection	14.91% 113	8.31% 63	37.07% 281	16.89% 128	22.82% 173	758	3.24
Excessive speeding on trails	15.90% 121	7.88% 60	38.63% 294	17.35% 132	20.24% 154	761	3.18
Environmental degradation/erosion/damage	16.12% 122	12.42% 94	36.86% 279	15.19% 115	19.42% 147	757	3.09
Crowded, too many people/machines	17.68% 134	9.10% 69	41.56% 315	15.04% 114	16.62% 126	758	3.04
Riding in stream and wetlands	16.29% 123	10.07% 76	42.91% 324	16.29% 123	14.44% 109	755	3.03
Too much noise	34.43% 261	11.48% 87	35.09% 266	10.69% 81	8.31% 63	758	2.47

Q34: What other western states do you ride in?

Answered: 632 Skipped: 425



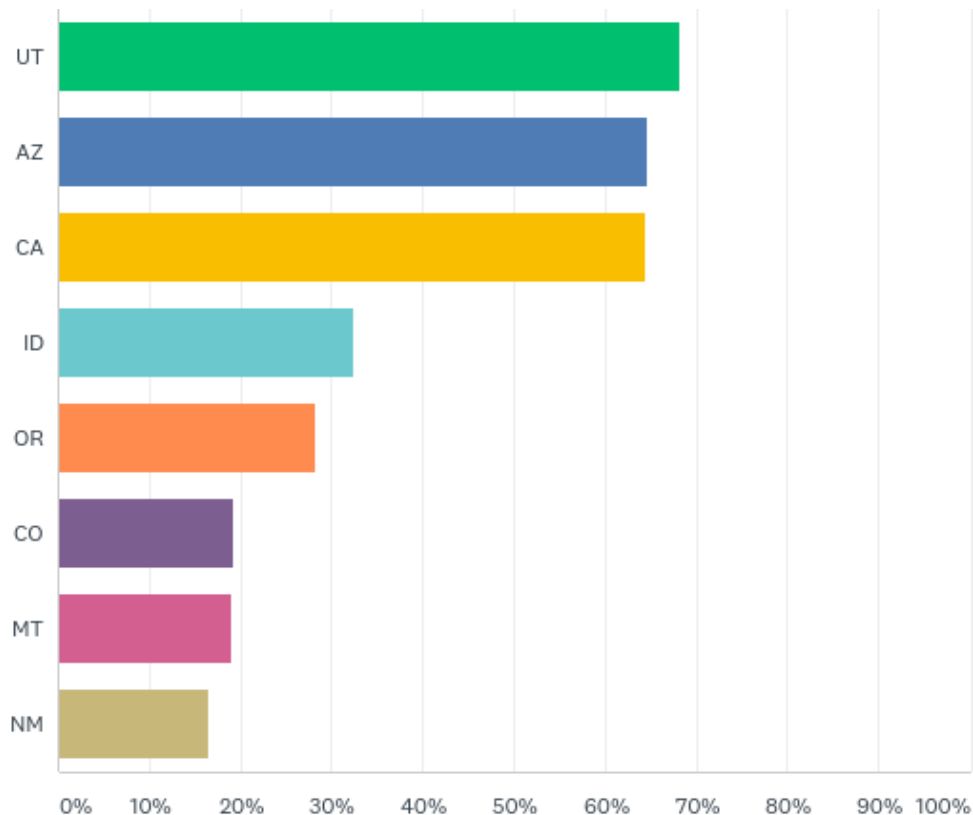
Q34: What other western states do you ride in?

Answered: 632 Skipped: 425

ANSWER CHOICES	RESPONSES	
CA	68.20%	431
UT	62.50%	395
AZ	56.49%	357
ID	21.99%	139
OR	18.20%	115
CO	12.97%	82
MT	7.59%	48
NM	3.32%	21
Total Respondents: 632		

Q35: Which of these states do you believe will honor your NV registration if you go riding there, ie Reciprocity? (Check all that apply)

Answered: 600 Skipped: 457



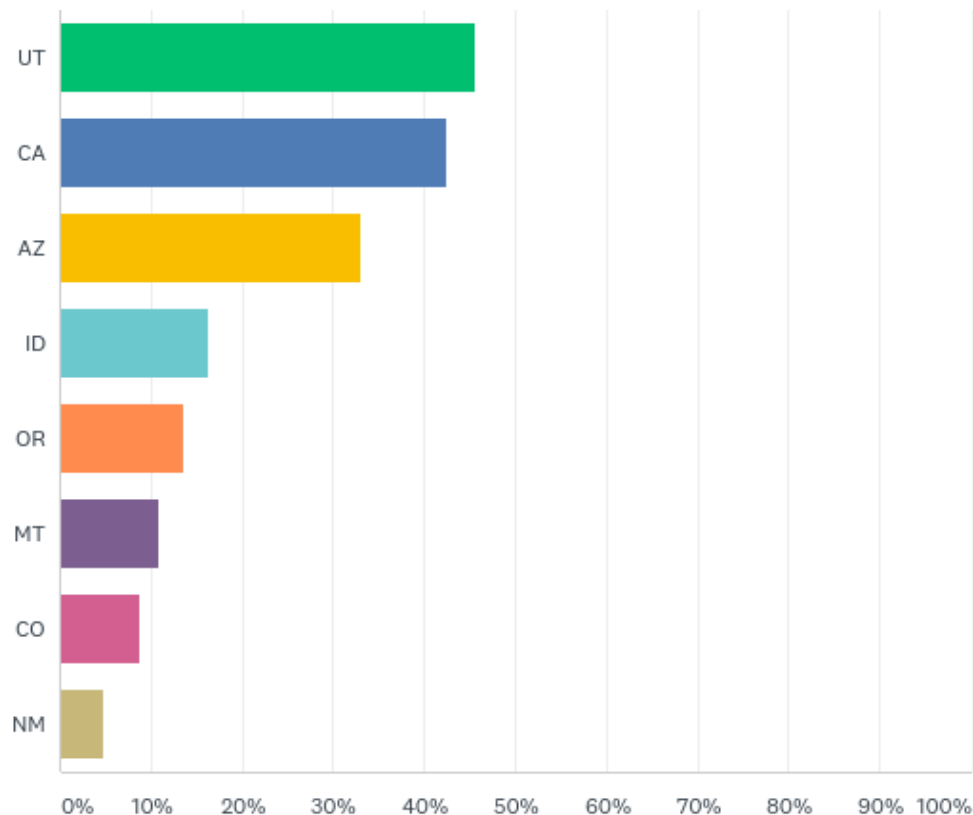
Q35: Which of these states do you believe will honor your NV registration if you go riding there, ie Reciprocity? (Check all that apply)

Answered: 600 Skipped: 457

ANSWER CHOICES	RESPONSES	
UT	68.17%	409
AZ	64.67%	388
CA	64.33%	386
ID	32.33%	194
OR	28.17%	169
CO	19.17%	115
MT	19.00%	114
NM	16.50%	99
Total Respondents: 600		

Q36: In which of these states is your machine registered with an official sticker or plate? (Check all that apply).

Answered: 184 Skipped: 873



Q36: In which of these states is your machine registered with an official sticker or plate? (Check all that apply).

Answered: 184 Skipped: 873

ANSWER CHOICES	RESPONSES	
UT	45.65%	84
CA	42.39%	78
AZ	33.15%	61
ID	16.30%	30
OR	13.59%	25
MT	10.87%	20
CO	8.70%	16
NM	4.89%	9
Total Respondents: 184		